

## H 2661 B

### Ovens

with convenience functions and XL oven compartment.



- 7-segment display with rotary selector – EasyControl
- Particularly easy to clean – PerfectClean finish
- Fewer fingerprints and easy to clean – CleanSteel
- Lots of room and versatility – 76 l oven capacity
- Protection from burns – cool front

Construction type	
Built-in oven	•
Design	
PureLine	•
Colour	Brilliant white
Display	EasyControl
Retractable dials	•
Convenience features	
Precise temperature regulation	50 - 250°C
Operating modes	
Defrosting	•
Gentle bake	•
Grill	•
Fan plus	•
Intensive bake	•
Conventional heat	•
Bottom heat	•
Fan grill	•
User convenience	
Time of day display	•
Minute minder	•
Start-stop programming	•
Safety switch-off	•
Programmable cooking duration	•
Individual settings	•
Door	
CleanGlass door	•
Door hinge	Bottom
Oven compartment	
Oven compartment volume in l	76
No. of shelf levels	5
Numbered shelf levels	•
No. of halogen lamps	1
Cleaning convenience	
Oven compartment with PerfectClean and catalytically enamelled rear liner	•
Hinged grill heater element	•
Efficiency and sustainability	
Rapid heat-up	•
Safety	
Appliance cooling system and touch-cool fronts	•
System lock	•
Hob controls	
Electro-mechanical controls	•

## H 2661 B

### Ovens

with convenience functions and XL oven compartment.

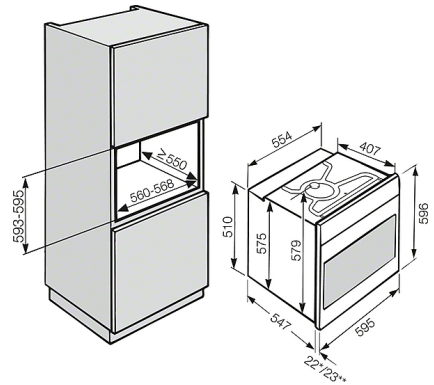
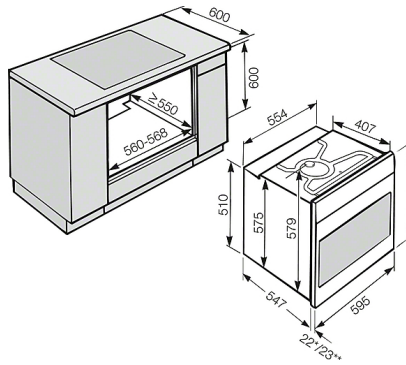


Technical data	
Niche width in mm	560
Niche height in mm	593
Niche depth in mm	550
Appliance width in mm	554
Appliance height in mm	579
Appliance depth in mm	547
Weight in kg	39.0
Total rated load in kW	3.5
Voltage in V	230
Fuse rating in A	16
Number of phases	1
Standard accessories	
Universal tray with PerfectClean	1
Baking and roasting rack without PerfectClean	2
Side racks without PerfectClean	1 pair
Mains cable	•

## H 2661 B

### Ovens

with convenience functions and XL oven compartment.

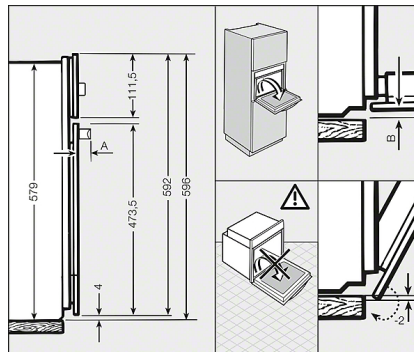


H 5000 E/B; H 47xx E/B, H 48xx E/B; H 6000 E/B; H 2000 E/B - 60 cm (Installation drawing)

H 5000 B; H 47xx B, H 48xx B - 60 cm (Installation drawing)

\* Appliances with glass front  
\*\* Appliances with metal front

\* Appliances with glass front  
\*\* Appliances with metal front



Detailed installation drawing H 6000, H 5000, H 4000, E/B, EP/BP, 76 litres, (Installation drawing)

A = Design "ContourLine": 45 mm  
Design "PureLine": 42 mm  
B = Appliances with glass front: 2,2  
Appliances with metal front: 1,2