

planika
INTELLIGENT FIRE

ETHANOL & GAS
FIREPLACE COLLECTION

ДЕЙСТВУЕТ С 1 ФЕВРАЛЯ 2020 ГОДА



ETHANOL FIREPLACES:

FLA3 BURNER	3
FLA3+ BURNER	4
OPTIONAL ACCESSORIES FOR FLA3 AND FLA3+	5
FORMA 1000 FIREPLACE	6
FORMA 1200 FIREPLACE	7
FORMA 1500 FIREPLACE	8
FORMA 1800 FIREPLACE	9
FORMA 2300 FIREPLACE	10
FORMA 2700 FIREPLACE	11
FLA SUITE	12
PRIME FIRE BURNER	13
PRIME FIRE IN CASING	14
ETHANOL FIREPLACE INSERTS	15
FREESTANDING ETHANOL FIREPLACES	16
FIRE TABLES	17

OUTDOOR ETHANOL FIREPLACES

TABLETOP FIREPLACES	19
---------------------------	----

FANOLA® BIOETHANOL FUEL	20
--------------------------------------	----

GAS FIREPLACES:

VALENTINO 1000	22
VALENTINO 1300	23
MONROE	24
SINATRA 1200	25
SINATRA 1600	26
SINATRA 2000	27
SINATRA 2400	28

OUTDOOR GAS:

GALIO COLLECTION	29
PATIO HEATERS	30

FLA3 SERIES WITH BEV TECHNOLOGY®

AUTOMATIC ETHANOL BURNERS

- remote control included
- mobile device control
- SHS compatible
- automatic refill system
- 6 stage flame height
- BEV Technology®

MODEL	DIMENSIONS	EFFICIENCY	PRICE (excluding VAT)
FLA3 (790mm) 	W: 790 mm / 31.1" H: 220 mm / 8.7" D: 280 mm / 11.0"	Burn time: max. 10 hrs Capacity: 4 L Heat: max. 6 kW Room size: min. 60 m ³	3 780 €
FLA3 (990mm) 	W: 990 mm / 39.0" H: 220 mm / 8.7" D: 280 mm / 11.0"	Burn time: max. 10 hrs Capacity: 6 L Heat: max. 8 kW Room size: min. 80 m ³	4 830 €
FLA3 (1190mm) 	W: 1190 mm / 46.9" H: 220 mm / 8.7" D: 280 mm / 11.0"	Burn time: max. 10 hrs Capacity: 7 L Heat: max. 11 kW Room size: min. 110 m ³	5 880 €
FLA3 (1490mm) 	W: 1490 mm / 58.7" H: 220 mm / 8.7" D: 280 mm / 11.0"	Burn time: max. 10 hrs Capacity: 9 L Heat: max. 15 kW Room size: min. 150 m ³	7 245 €
FLA3 (1990mm) 	W: 1990 mm / 78.4" H: 220 mm / 8.7" D: 280 mm / 11.0"	Burn time: max. 10 hrs Capacity: 12 L Heat: max. 21 kW Room size: min. 210 m ³	10 290 €
FLA3 (2490mm) 	W: 2490 mm / 98.0" H: 220 mm / 8.7" D: 280 mm / 11.0"	Burn time: max. 10 hrs Capacity: 15 L Heat: max. 27 kW Room size: min. 270 m ³	13 125 €

Lead time: 15 working days

FLA3+ SERIES WITH BEV TECHNOLOGY®

AUTOMATIC ETHANOL BURNERS



- larger reservoir
- remote control included
- mobile device control
- SHS compatible
- automatic refill system
- 6 stage flame height
- BEV Technology®

MODEL	DIMENSIONS	EFFICIENCY	PRICE <i>(excluding VAT)</i>
FLA3+ (790mm) 	W: 790 mm / 31.1" H: 318 mm / 12.5" D: 280 mm / 11.0"	Burn time: max. 32 hrs Capacity: 13 L Heat: max. 6 kW Room size: min. 60 m³	4 830 €
FLA3+ (990mm) 	W: 990 mm / 39.0" H: 318 mm / 12.5" D: 280 mm / 11.0"	Burn time: max. 32 hrs Capacity: 17 L Heat: max. 8 kW Room size: min. 80 m³	5 880 €
FLA3+ (1190mm) 	W: 1190 mm / 46.9" H: 318 mm / 12.5" D: 280 mm / 11.0"	Burn time: max. 32 hrs Capacity: 21 L Heat: max. 11 kW Room size: min. 110 m³	6 930 €
FLA3+ (1490mm) 	W: 1490 mm / 58.7" H: 318 mm / 12.5" D: 280 mm / 11.0"	Burn time: max. 32 hrs Capacity: 27 L Heat: max. 15 kW Room size: min. 150 m³	8 295 €
FLA3+ (1990mm) 	W: 1990 mm / 78.4" H: 318 mm / 12.5" D: 280 mm / 11.0"	Burn time: max. 32 hrs Capacity: 37 L Heat: max. 21 kW Room size: min. 210 m³	11 345 €
FLA3+ (2490mm) 	W: 2490 mm / 98.0" H: 318 mm / 12.5" D: 280 mm / 11.0"	Burn time: max. 32 hrs Capacity: 46 L Heat: max. 27 kW Room size: min. 270 m³	14 175 €
			<i>Lead time: 15 working days</i>

OPTIONAL ACCESSORIES







FOR FLA3 AND FLA3+ BURNERS

SHS MODULE	CUSTOM TOP FINISH	CUSTOM LENGTH
+ 690 €	+ 960 €	PRICE ON REQUEST
<i>Lead time: 15 working days</i>	<i>Lead time: 30 working days + 50% advance payment</i>	

OPTIONAL GLASS SCREENS

FOR TUNNEL AND ROOM DIVIDER ARRANGEMENTS

The glass screens must be installed alongside the burner in self-constructed tunnel and room divider housings.

GLASS SCREEN	DIMENSIONS	PRICE
for FLA3 and FLA3+ (790mm) 	2x glass screens, 4x holders W: 700 mm / 27.6" H: 200 mm / 7.9" T: 6 mm / 0.2"	+ 312 €
for FLA3 and FLA3+ (990mm) 	2x glass screens, 4x holders W: 900 mm / 35.4" H: 200 mm / 7.9" T: 6 mm / 0.2"	+ 336 €
for FLA3 and FLA3+ (1190mm) 	2x glass screens, 4x holders W: 1150 mm / 45.3" H: 200 mm / 7.9" T: 6 mm / 0.2"	+ 384 €
for FLA3 and FLA3+ (1490mm) 	2x glass screens, 4x holders W: 1400 mm / 55.1" H: 200 mm / 7.9" T: 6 mm / 0.2"	+ 420 €
for FLA3 and FLA3+ (1990mm) 	4x glass screens, 8x holders W: 900 mm / 35.4" H: 200 mm / 7.9" T: 6 mm / 0.2"	+ 672 €
for FLA3 and FLA3+ (2490mm) 	4x glass screens, 8x holders W: 1150 mm / 45.3" H: 200 mm / 7.9" T: 6 mm / 0.2"	+ 768 €
		<i>Lead time: 15 working days</i>

FORMA 1000 FIREPLACE

WITH FLA3 790mm / FLA3+ 790mm BURNER

planika
INTELLIGENT FIRE

- remote control included
- mobile device control
- SHS compatible
- automatic refill system
- 6 stage flame height
- BEV Technology®

VIEWING AREA Width: 1016 mm / 40" Height: 508 mm / 20" Depth: 406 mm / 16"	FLA3 BURNER Burn time: max. 10 hrs Capacity: 4 L Heat: max. 6 kW Room size: min. 60 m³	FLA3+ BURNER Burn time: max. 32 hrs Capacity: 13 L Heat: max. 6 kW Room size: min. 60 m³
Forma 1000 Front 	1 200 € (Casing) 3 780 € (FLA 3 790mm)	1 200 € (Casing) 4 830 € (FLA 3+ 790mm)
Forma 1000 Left Corner 	1 200 € (Casing) 3 780 € (FLA 3 790mm)	1 200 € (Casing) 4 830 € (FLA 3+ 790mm)
Forma 1000 Right Corner 	1 200 € (Casing) 3 780 € (FLA 3 790mm)	1 200 € (Casing) 4 830 € (FLA 3+ 790mm)
Forma 1000 Three-sided 	1 200 € (Casing) 3 780 € (FLA 3 790mm)	1 200 € (Casing) 4 830 € (FLA 3+ 790mm)
Forma 1000 Tunnel (glass screens included) 	1 200 € (Casing) 3 780 € (FLA 3 790mm)	1 200 € (Casing) 4 830 € (FLA 3+ 790mm)
Forma 1000 Room Divider (glass screens included) 	1 200 € (Casing) 3 780 € (FLA 3 790mm)	1 200 € (Casing) 4 830 € (FLA 3+ 790mm)
Lead time: 15 working days		

OPTIONAL ACCESSORIES

BACK AND SIDES INNER LINING (only for Forma Front)			SHS MODULE	CUSTOM LENGTH
BLACK CERAMIC GLASS	BLACK CORRUGATED PANEL	3D MIRROR PANEL		
+ 805 €	+ 690 €	+ 805 €	+ 690 €	ON REQUEST Lead time: 30 working days + 50% advance payment

Prices do not include VAT.

FORMA 1200 FIREPLACE

WITH FLA3 990mm / FLA3+ 990mm BURNER

- remote control included
- mobile device control
- SHS compatible
- automatic refill system
- 6 stage flame height
- BEV Technology®

VIEWING AREA	FLA3 BURNER	FLA3+ BURNER
<p>Width: 1219 mm / 48" Height: 508 mm / 20" Depth: 406 mm / 16"</p>	<p>Burning time: max. 10 hrs Tank capacity: 5 L Heat output: max. 8 kW Room cubature: min. 80 m³</p>	<p>Burning time: max. 32 hrs Tank capacity: 17 L Heat output: max. 8 kW Room cubature: min. 80 m³</p>
<p>Forma 1200 Front</p> 	<p>1 320 € (Casing) 4 830 € (FLA 3 990mm)</p>	<p>1 320 € (Casing) 5 880 € (FLA 3+ 990mm)</p>
<p>Forma 1200 Left Corner</p> 	<p>1 320 € (Casing) 4 830 € (FLA 3 990mm)</p>	<p>1 320 € (Casing) 5 880 € (FLA 3+ 990mm)</p>
<p>Forma 1200 Right Corner</p> 	<p>1 320 € (Casing) 4 830 € (FLA 3 990mm)</p>	<p>1 320 € (Casing) 5 880 € (FLA 3+ 990mm)</p>
<p>Forma 1200 Three-sided</p> 	<p>1 320 € (Casing) 4 830 € (FLA 3 990mm)</p>	<p>1 320 € (Casing) 5 880 € (FLA 3+ 990mm)</p>
<p>Forma 1200 Tunnel (glass screens included)</p> 	<p>1 320 € (Casing) 4 830 € (FLA 3 990mm)</p>	<p>1 320 € (Casing) 5 880 € (FLA 3+ 990mm)</p>
<p>Forma 1200 Room Divider (glass screens included)</p> 	<p>1 320 € (Casing) 4 830 € (FLA 3 990mm)</p>	<p>1 320 € (Casing) 5 880 € (FLA 3+ 990mm)</p>
Lead time: 15 working days		

OPTIONAL ACCESSORIES

BACK AND SIDES INNER LINING (only for Forma Front)			SHS MODULE	CUSTOM LENGTH
BLACK CERAMIC GLASS	BLACK CORRUGATED PANEL	3D MIRROR PANEL		
+ 805 €	+ 690 €	+ 805 €	+ 690 €	<p>ON REQUEST Lead time: 30 working days + 50% advance payment</p>

FORMA 1500 FIREPLACE

WITH FLA3 1190mm /FLA3+ 1190mm BURNER

- remote control included
- mobile device control
- SHS compatible
- automatic refill system
- 6 stage flame height
- BEV Technology®

VIEWING AREA	FLA3 BURNER	FLA3+ BURNER
<p>Width: 1524 mm / 60"</p> <p>Height: 508 mm / 20"</p> <p>Depth: 406 mm / 16"</p>	<p>Burning time: max. 10 hrs</p> <p>Tank capacity: 7 L</p> <p>Heat output: max. 11 kW</p> <p>Room cubature: min. 110 m³</p>	<p>Burning time: max. 32 hrs</p> <p>Tank capacity: 21 L</p> <p>Heat output: max. 11 kW</p> <p>Room cubature: min. 110 m³</p>
<p>Forma 1500 Front</p> 	<p>1 500 € (Casing)</p> <p>5 880 € (FLA 3 1190mm)</p>	<p>1 500 € (Casing)</p> <p>6 930 € (FLA 3+ 1190mm)</p>
<p>Forma 1500 Left Corner</p> 	<p>1 500 € (Casing)</p> <p>5 880 € (FLA 3 1190mm)</p>	<p>1 500 € (Casing)</p> <p>6 930 € (FLA 3+ 1190mm)</p>
<p>Forma 1500 Right Corner</p> 	<p>1 500 € (Casing)</p> <p>5 880 € (FLA 3 1190mm)</p>	<p>1 500 € (Casing)</p> <p>6 930 € (FLA 3+ 1190mm)</p>
<p>Forma 1500 Three-sided</p> 	<p>1 500 € (Casing)</p> <p>5 880 € (FLA 3 1190mm)</p>	<p>1 500 € (Casing)</p> <p>6 930 € (FLA 3+ 1190mm)</p>
<p>Forma 1500 Tunnel (glass screens included)</p> 	<p>1 500 € (Casing)</p> <p>5 880 € (FLA 3 1190mm)</p>	<p>1 500 € (Casing)</p> <p>6 930 € (FLA 3+ 1190mm)</p>
<p>Forma 1500 Room Divider (glass screens included)</p> 	<p>1 500 € (Casing)</p> <p>5 880 € (FLA 3 1190mm)</p>	<p>1 500 € (Casing)</p> <p>6 930 € (FLA 3+ 1190mm)</p>
Lead time: 15 working days		

OPTIONAL ACCESSORIES

BACK AND SIDES INNER LINING (only for Forma Front)			SHS MODULE	CUSTOM LENGTH
BLACK CERAMIC GLASS	BLACK CORRUGATED PANEL	3D MIRROR PANEL		
+ 805 €	+ 690 €	+ 805 €	+ 690 €	<p>ON REQUEST</p> <p>Lead time: 30 working days</p> <p>+ 50% advance payment</p>

FORMA 1800 FIREPLACE

WITH FLA3 1490mm /FLA3+ 1490mm BURNER

- remote control included
- mobile device control
- SHS compatible
- automatic refill system
- 6 stage flame height
- BEV Technology®

VIEWING AREA	FLA3 BURNER	FLA3+ BURNER
<p>Width: 1829 mm / 72" Height: 508 mm / 20" Depth: 406 mm / 16"</p>	<p>Burning time: max. 10 hrs Tank capacity: 9 L Heat output: max. 15 kW Room cubature: min. 150 m³</p>	<p>Burning time: max. 32 hrs Tank capacity: 27 L Heat output: max. 15 kW Room cubature: min. 150 m³</p>
<p>Forma 1800 Front</p> 	<p>1 800 € (Casing) 7 245 € (FLA 3 1490mm)</p>	<p>1 800 € (Casing) 8 295 € (FLA 3+ 1490mm)</p>
<p>Forma 1800 Left Corner</p> 	<p>1 800 € (Casing) 7 245 € (FLA 3 1490mm)</p>	<p>1 800 € (Casing) 8 295 € (FLA 3+ 1490mm)</p>
<p>Forma 1800 Right Corner</p> 	<p>1 800 € (Casing) 7 245 € (FLA 3 1490mm)</p>	<p>1 800 € (Casing) 8 295 € (FLA 3+ 1490mm)</p>
<p>Forma 1800 Three-sided</p> 	<p>1 800 € (Casing) 7 245 € (FLA 3 1490mm)</p>	<p>1 800 € (Casing) 8 295 € (FLA 3+ 1490mm)</p>
<p>Forma 1800 Tunnel (glass screens included)</p> 	<p>1 800 € (Casing) 7 245 € (FLA 3 1490mm)</p>	<p>1 800 € (Casing) 8 295 € (FLA 3+ 1490mm)</p>
<p>Forma 1800 Room Divider (glass screens included)</p> 	<p>1 800 € (Casing) 7 245 € (FLA 3 1490mm)</p>	<p>1 800 € (Casing) 8 295 € (FLA 3+ 1490mm)</p>
Lead time: 15 working days		

OPTIONAL ACCESSORIES

BACK AND SIDES INNER LINING (only for Forma Front)			SHS MODULE	CUSTOM LENGTH
BLACK CERAMIC GLASS	BLACK CORRUGATED PANEL	3D MIRROR PANEL		
+ 805 €	+ 690 €	+ 805 €	+ 690 €	ON REQUEST Lead time: 30 working days + 50% advance payment

FORMA 2300 FIREPLACE

WITH FLA3 1990mm /FLA3+ 1990mm BURNER

- remote control included
- mobile device control
- SHS compatible
- automatic refill system
- 6 stage flame height
- BEV Technology®

VIEWING AREA	FLA3 BURNER	FLA3+ BURNER
<p>Width: 2337 mm / 92" Height: 508 mm / 20" Depth: 406 mm / 16"</p>	<p>Burning time: max. 10 hrs Tank capacity: 12 L Heat output: max. 21 kW Room cubature: min. 210 m³</p>	<p>Burning time: max. 32 hrs Tank capacity: 36.5 L Heat output: max. 21 kW Room cubature: min. 210 m³</p>
<p>Forma 2300 Front</p> 	<p>2 400 € (Casing) 10 290 € (FLA 3 1990mm)</p>	<p>2 400 € (Casing) 11 345 € (FLA 3+ 1990mm)</p>
<p>Forma 2300 Left Corner</p> 	<p>2 400 € (Casing) 10 290 € (FLA 3 1990mm)</p>	<p>2 400 € (Casing) 11 345 € (FLA 3+ 1990mm)</p>
<p>Forma 2300 Right Corner</p> 	<p>2 400 € (Casing) 10 290 € (FLA 3 1990mm)</p>	<p>2 400 € (Casing) 11 345 € (FLA 3+ 1990mm)</p>
<p>Forma 2300 Three-sided</p> 	<p>2 400 € (Casing) 10 290 € (FLA 3 1990mm)</p>	<p>2 400 € (Casing) 11 345 € (FLA 3+ 1990mm)</p>
<p>Forma 2300 Tunnel (glass screens included)</p> 	<p>2 400 € (Casing) 10 290 € (FLA 3 1990mm)</p>	<p>2 400 € (Casing) 11 345 € (FLA 3+ 1990mm)</p>
<p>Forma 2300 Room Divider (glass screens included)</p> 	<p>2 400 € (Casing) 10 290 € (FLA 3 1990mm)</p>	<p>2 400 € (Casing) 11 345 € (FLA 3+ 1990mm)</p>
Lead time: 15 working days		

OPTIONAL ACCESSORIES

BACK AND SIDES INNER LINING (only for Forma Front)			SHS MODULE	CUSTOM LENGTH
BLACK CERAMIC GLASS	BLACK CORRUGATED PANEL	3D MIRROR PANEL		
+ 805 €	+ 690 €	+ 805 €	+ 690 €	ON REQUEST Lead time: 30 working days + 50% advance payment

FORMA 2700 FIREPLACE

WITH FLA3 2490mm / FLA3+ 2490mm BURNER

planika
INTELLIGENT FIRE

- remote control included
- mobile device control
- SHS compatible
- automatic refill system
- 6 stage flame height
- BEV Technology®

VIEWING AREA	FLA3 BURNER	FLA3+ BURNER
<p>Width: 2693 mm / 106" Height: 508 mm / 20" Depth: 406 mm / 16"</p>	<p>Burning time: max. 10 hrs Tank capacity: 15 L Heat output: max. 27.5 kW Room cubature: min. 275 m³</p>	<p>Burning time: max. 32 hrs Tank capacity: 46 L Heat output: max. 27.5 kW Room cubature: min. 275 m³</p>
<p>Forma 2700 Front</p> 	<p>3 000 € (Casing) 13 125 € (FLA 3 2490mm)</p>	<p>3 000 € (Casing) 14 175 € (FLA 3+ 2490mm)</p>
<p>Forma 2700 Left Corner</p> 	<p>3 000 € (Casing) 13 125 € (FLA 3 2490mm)</p>	<p>3 000 € (Casing) 14 175 € (FLA 3+ 2490mm)</p>
<p>Forma 2700 Right Corner</p> 	<p>3 000 € (Casing) 13 125 € (FLA 3 2490mm)</p>	<p>3 000 € (Casing) 14 175 € (FLA 3+ 2490mm)</p>
<p>Forma 2700 Three-sided</p> 	<p>3 000 € (Casing) 13 125 € (FLA 3 2490mm)</p>	<p>3 000 € (Casing) 14 175 € (FLA 3+ 2490mm)</p>
<p>Forma 2700 Tunnel (glass screens included)</p> 	<p>3 000 € (Casing) 13 125 € (FLA 3 2490mm)</p>	<p>3 000 € (Casing) 14 175 € (FLA 3+ 2490mm)</p>
<p>Forma 2700 Room Divider (glass screens included)</p> 	<p>3 000 € (Casing) 13 125 € (FLA 3 2490mm)</p>	<p>3 000 € (Casing) 14 175 € (FLA 3+ 2490mm)</p>
Lead time: 15 working days		

OPTIONAL ACCESSORIES

BACK AND SIDES INNER LINING (only for Forma Front)			SHS MODULE	CUSTOM LENGTH
BLACK CERAMIC GLASS	BLACK CORRUGATED PANEL	3D MIRROR PANEL		
+ 805 €	+ 690 €	+ 805 €	+ 690 €	ON REQUEST Lead time: 30 working days + 50% advance payment


Prices do not include VAT.

FLA SUITE with OPTIONAL LOGS

ETHANOL FIREPLACE WITH BEV TECHNOLOGY®

planika
INTELLIGENT FIRE

- larger external reservoir
- external control panel
- remote control included
- mobile device control
- SHS compatible
- automatic refill system
- 6 stage flame height
- BEV Technology®

MODEL	VIEWING AREA	EFFICIENCY	PRICE
FLA Suite (Three-sided) 	Width: 1524 mm / 48" Height: 508 mm / 20" Depth: 406 mm / 16"	Burn time: max. 30 hrs Capacity: 24 L Heat: max. 9 kW Room size: min. 90 m ³	9 975 €
			Lead time: 15 working days

OPTIONAL ACCESSORIES

LOGS	METAL SIDE PANEL (left/right)	HEATED AIR DISTRIBUTION SET	SHS MODULE	CUSTOM LENGTH
+ 540 €	+ 204 € (1 PANEL) + 408 € (2 PANELS)	+ 420 €	+ 690 €	PRICE ON REQUEST
				Lead time: 30 working days + 50% advance payment



Prices do not include VAT.

ETHANOL BURNERS

PRIME FIRE SERIES WITH BEV TECHNOLOGY®

planika
INTELLIGENT FIRE

- automatic refill system
- 2 stage flame height
- BEV Technology®
- optional remote control

MODEL	DIMENSIONS	EFFICIENCY	PRICE
Prime Fire 700mm 	W: 700 mm / 27.6" H: 145 mm / 5.7" D: 245 mm / 9.7"	Burn time: max. 7 hrs Capacity: 2 L Heat: max. 3 kW Room size: min. 30 m ³	2 127 €
Prime Fire 1000mm 	W: 1000 mm / 39.4" H: 145 mm / 5.7" D: 245 mm / 9.7"	Burn time: max. 6 hrs Capacity: 3.5 L Heat: max. 5 kW Room size: min. 50 m ³	3 220 €
			Lead time: 15 working days



OPTIONAL ACCESSORIES

REMOTE CONTROL
+ 460 €

OPTIONAL GLASS SCREENS

FOR TUNNEL AND ROOM DIVIDER ARRANGEMENTS

The glass screens must be installed alongside the burner in self-constructed tunnel and room divider housings.

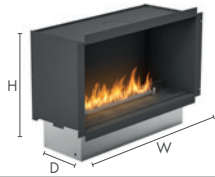

GLASS SCREEN	DIMENSIONS	PRICE
for Prime Fire 700mm 	2x glass screens, 4x holders W: 700 mm / 27.6" H: 200 mm / 7.9" T: 6 mm / 0.2"	+ 312 €
for Prime Fire 1000mm 	2x glass screens, 4x holders W: 900 mm / 35.4" H: 200 mm / 7.9" T: 6 mm / 0.2"	+ 336 €

Prices do not include VAT.

ETHANOL FIREPLACES

PRIME FIRE BURNERS IN CASING

- optional remote control
- automatic refill system
- 2 stage flame height
- BEV Technology®

BURNER IN CASING	VIEWING AREA	EFFICIENCY	PRICE
Prime Fire in Casing 700mm 	W: 784 mm / 30.9" H: 534 mm / 21.0" D: 303 mm / 11.9"	Burn time: max. 7 hrs Capacity: 2 L Heat: max. 3 kW Room size: min. 30 m ³	575 € (Casing) 2 702 € (primefire 700 +casing)
Prime Fire in Casing 1000mm 	W: 1084 mm / 42.7" H: 534 mm / 21.0" D: 303 mm / 11.9"	Burn time: max. 6 hrs Capacity: 3.5 L Heat: max. 5 kW Room size: min. 50 m ³	805 € (Casing) 4 025 € (primefire 1000 +casing)
			Lead time: 15 working days



OPTIONAL ACCESSORIES

DECORATIVE FRAME FOR CASING	REMOTE CONTROL
+ 180 €	+ 460 €

ETHANOL FIREPLACE INSERTS

INSERTS WITH BEV TECHNOLOGY®

- optional remote control
- automatic refill system
- 2 stage flame height
- BEV Technology®

MODEL	DIMENSIONS	EFFICIENCY	PRICE
<p>L-Fire</p> 	<p>W: 554 mm / 21.8" H: 207 mm / 8.2" D: 316 mm / 12.4"</p>	<p>Burn time: max. 15 hrs Capacity: 6 L Heat: max. 4 kW Room size: min. 40 m³</p>	<p>2 479 €</p>
<p>L-Fire in Casing</p> 	<p>W: 658 mm / 25.9" H: 706 mm / 27.8" D: 325 mm / 12.8"</p>	<p>Burn time: max. 15 hrs Capacity: 6 L Heat: max. 4 kW Room size: min. 40 m³</p>	<p>460 € (Casing) 2 939 € (L-fire +Casing)</p>
<p>Pure Flame</p> 	<p>Fireplace W: 780 mm / 30.7" H: 474 mm / 18.7" D: 305 mm / 12"</p> <p>Control Box W: 336 mm / 13.2" H: 1050 mm / 41.3" D: 370 mm / 14.6"</p>	<p>Burn time: max. 13 hrs Capacity: 5 L Heat: max. 5 kW Room size: min. 50 m³</p>	<p>2 127 €</p>
			<p>Lead time: 15 working days</p>

OPTIONAL ACCESSORIES

REMOTE CONTROL SYSTEM	FRAME <i>(only for L-Fire in Casing)</i>	MESH <i>(only for L-Fire in Casing and Pure Flame)</i>
<p>+ 460 €</p>	<p>+ 120 €</p>	<p>+ 228 €</p>
<p><i>The option must be selected while placing the order.</i></p>		

ETHANOL FIREPLACES

FREESTANDING FIRES WITH BEV TECHNOLOGY®

planika
INTELLIGENT FIRE

- plug & play fireplaces
- optional remote control
- automatic refill system
- 2 stage flame height
- BEV Technology®

MODEL <i>optional remote control, auto refill system, 2 stage flame height, BEV Technology®</i>	DIMENSIONS	EFFICIENCY	PRICE
Basket Fire Logs 	W: 550 mm / 21.7" H: 174 mm / 6.9" D: 265 mm / 10.4"	Burn time: max. 5 hrs Capacity: 1.8 L Heat: max. 2.5 kW Room size: min. 25 m³	2 127 €
Lincoln 	W: 1062 mm / 41.8" H: 1050 mm / 41.3" D: 370 mm / 14.6"	Burn time: max. 15 hrs Capacity: 6 L Heat: max. 4 kW Room size: min. 40 m³	3 279 €
Pure Flame TV Box (White MDF) 	W: 1860 mm / 73.2" H: 550 mm / 21.7" D: 400 mm / 15.8"	Burn time: max. 13 hrs Capacity: 5 L Heat: max. 5 kW Room size: min. 50 m³	3 049 €
Pure Flame TV Box (Oak Veneer) 	W: 1860 mm / 73.2" H: 550 mm / 21.7" D: 400 mm / 15.8"	Burn time: max. 13 hrs Capacity: 5 L Heat: max. 5 kW Room size: min. 50 m³	3 629 €
			<i>Lead time: 15 working days</i>

OPTIONAL ACCESSORIES

REMOTE CONTROL SYSTEM	DECORATIVE GRATE <i>(only for Basket Fire Logs)</i>	MESH <i>(only for Lincoln and Pure Flame TV Box)</i>
+ 460 €	+ 84 €	+ 229 €
<i>The option must be selected while placing the order.</i>		

ETHANOL FIREPLACES

TABLE COLLECTION

MODEL	DIMENSIONS	EFFICIENCY	PRICE
Fire Table Round 	Ø: 615 mm / 24.2" H: 400 mm / 15.8"	Burn time: max. 7 hrs Capacity: 3 L Heat: max. 2.5 kW Room size: min. 25 m ³	500 €
Fire Table Mini OSB 	W: 900 mm / 35." H: 450 mm / 16.5" D: 600 mm / 23.6"	Burn time: max. 7 hrs Capacity: 3 L Heat: max. 2.5 kW Room size: min. 25 m ³	544 €
Fire Table Mini MDF 	W: 900 mm / 35." H: 450 mm / 16.5" D: 600 mm / 23.6"	Burn time: max. 7 hrs Capacity: 3 L Heat: max. 2.5 kW Room size: min. 25 m ³	609 €
Fire Coffee Table OSB 	W: 1180 mm / 46.5" H: 420 mm / 16.5" D: 700 mm / 27.6"	Burn time: max. 7 hrs Capacity: 3 L Heat: max. 2.5 kW Room size: min. 25 m ³	659 €
Fire Coffee Table MDF 	W: 1180 mm / 46.5" H: 420 mm / 16.5" D: 700 mm / 27.6"	Burn time: max. 7 hrs Capacity: 3 L Heat: max. 2.5 kW Room size: min. 25 m ³	750 €
			Lead time: 15 working days

ETHANOL FIREPLACES



OUTDOOR SERIES

MODEL	DIMENSIONS	EFFICIENCY	PRICE	ACCESSORIES
<p>Tondo</p> 	<p>Ø: 700 mm / 27.6" H: 423 mm / 16.7"</p>	<p>Burn time: max. 7 hrs Capacity: 3 L Heat: max. 2.5 kW Room size: min. 25 m³</p>	<p>849 €</p>	<p>Decorative ivory stones + 144 €</p>
<p>Jar</p> 	<p>Ø: 410 mm / 16.1" H: 795 mm / 31.3"</p>	<p>Burn time: max. 7 hrs Capacity: 3 L Heat: max. 2.5 kW Room size: min. 25 m³</p>	<p>1 429 €</p>	<p>-</p>
<p>Gustav</p> 	<p>Ø: 444 mm / 17.5" H: 962 mm / 37.9"</p>	<p>Burn time: max. 7 hrs Capacity: 3 L Heat: max. 2.5 kW Room size: min. 25 m³</p>	<p>849 €</p>	<p>Long cover + 170 €</p> 
<p>Totem</p> 	<p>Ø: 395 mm / 15.6" H: 1070 mm / 42.1"</p>	<p>Burn time: max. 7 hrs Capacity: 3 L Heat: max. 2.5 kW Room size: min. 25 m³</p>	<p>1 179 €</p>	<p>Long cover + 170 €</p> 
<p>Lead time: 15 working days</p>				

ETHANOL FIREPLACES

TABLETOP COLLECTION

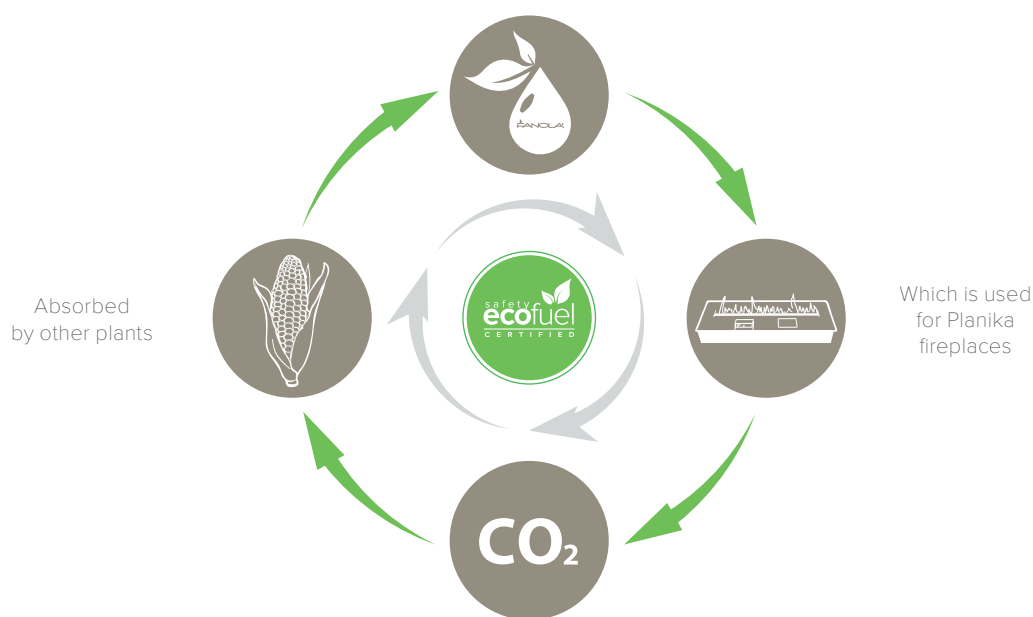
MODEL	DIMENSIONS	EFFICIENCY	PRICE
<p>Rondo</p> 	<p>Ø: 412 mm / 16.2" H: 412 mm / 16.2"</p>	<p>Burn time: max. 7 hrs Capacity: 3 L Heat: max. 2.5 kW Room size: min. 25 m³</p>	<p>549 €</p>
<p>Simple</p> 	<p>Ø: 308 mm / 12.1" H: 418 mm / 16.5"</p>	<p>Burn time: max. 7 hrs Capacity: 3 L Heat: max. 2.5 kW Room size: min. 25 m³</p>	<p>549 €</p>
<p>Dancing Flames</p> 	<p>Ø: 251 mm / 9.9" H: 361 mm / 14.2"</p>	<p>Burn time: max. 7 hrs Capacity: 1.5 L Heat: max. 2.5 kW Room size: min. 25 m³</p>	<p>400 €</p>
			<p><i>Lead time: 15 working days</i></p>

PRODUCT	QUANTITY	PRICE
<p>Fanola® in bottle</p> 	12 x 1L	6 €/1l (12 bottles)
<p>Fanola® in canister</p> 	4 x 5L	23 €/5l (4 canisters)

biofuel for fireplace

renewable energy source

Sugars obtained from plants are fermented, distilled and denatured, becoming Fanola® bio ethanol



Burning process emits CO₂ and H₂O in amounts comparable to that of human breath

planika
INTELLIGENT FIRE

GAS FIREPLACE COLLECTION

PLANIKA 2020

VALID FROM 01 FEBRUARY 2020

EURO PRICELIST



AUTOMATIC GAS FIREPLACES

VALENTINO 1000MM SERIES

MODEL	DIMENSIONS	EFFICIENCY	PRICE
Valentino Front 1000mm 	W: 1024 mm / 40.3" H: 852 - 948 mm 33.5 - 37.3" D: 425 mm / 16.7"	Flue type: CONCENTRIC NG cons.: max. 0.90 m ³ /h Heat: max. 6.4 kW LPG cons.: max. 0.70 kg/h Heat: max. 6.7 kW	4 500 €
Valentino Right Corner 1000mm 	W: 1075 mm / 42.3" H: 852 - 948 mm 33.5 - 37.3" D: 425 mm / 16.7"	Flue type: CONCENTRIC NG cons.: max. 0.90 m ³ /h Heat: max. 6.4 kW LPG cons.: max. 0.70 kg/h Heat: max. 6.7 kW	4 716 €
Valentino Left Corner 1000mm 	W: 1075 mm / 42.3" H: 852 - 948 mm 33.5 - 37.3" D: 425 mm / 16.7"	Flue type: CONCENTRIC NG cons.: max. 0.90 m ³ /h Heat: max. 6.4 kW LPG cons.: max. 0.70 kg/h Heat: max. 6.7 kW	4 716 €
Valentino Three-sided 1000mm 	W: 1127 mm / 44.4" H: 852 - 948 mm 33.5 - 37.3" D: 425 mm / 16.7"	Flue type: CONCENTRIC NG cons.: max. 0.90 m ³ /h Heat: max. 6.4 kW LPG cons.: max. 0.70 kg/h Heat: max. 6.7 kW	5 016 €
			Lead time: 20 working days from order confirmation.

OPTIONAL ACCESSORIES

Wi-Fi	BLACK CERAMIC GLASS LINING		
+ 240 €	Valentino F + 348 €	Valentino FR/LF + 312 €	Valentino LFR + 264 €

AUTOMATIC GAS FIREPLACES

VALENTINO 1300MM SERIES

MODEL	DIMENSIONS	EFFICIENCY	PRICE
Valentino Front 1300mm 	W: 1324 mm / 52.1" H: 852 - 948 mm 33.5 - 37.3" D: 425 mm / 16.7"	Flue type: CONCENTRIC NG cons.: max. 1.20 m ³ /h Heat: max. 8.5 kW LPG cons.: max. 0.78 kg/h Heat: max. 7.4 kW	5016 €
Valentino Right Corner 1300mm 	W: 1375 mm / 54.1" H: 852 - 948 mm 33.5 - 37.3" D: 425 mm / 16.7"	Flue type: CONCENTRIC NG cons.: max. 1.20 m ³ /h Heat: max. 8.5 kW LPG cons.: max. 0.78 kg/h Heat: max. 7.4 kW	5160 €
Valentino Left Corner 1300mm 	W: 1375 mm / 54.1" H: 852 - 948 mm 33.5 - 37.3" D: 425 mm / 16.7"	Flue type: CONCENTRIC NG cons.: max. 1.20 m ³ /h Heat: max. 8.5 kW LPG cons.: max. 0.78 kg/h Heat: max. 7.4 kW	5160 €
Valentino Three-sided 1300m 	W: 1427 mm / 56.2" H: 852 - 948 mm 33.5 - 37.3" D: 425 mm / 16.7"	Flue type: CONCENTRIC NG cons.: max. 1.20 m ³ /h Heat: max. 8.5 kW LPG cons.: max. 0.78 kg/h Heat: max. 7.4 kW	5280 €
			Lead time: 20 working days from order confirmation.

OPTIONAL ACCESSORIES

Wi-Fi	BLACK CERAMIC GLASS LINING		
+ 240 €	Valentino F + 420 €	Valentino FR/LF + 384 €	Valentino LFR + 336 €

AUTOMATIC GAS FIREPLACES

MONROE SERIES

MODEL	DIMENSIONS	EFFICIENCY	PRICE
Monroe Front 	W: 924 mm / 36.4" H: 1063 - 1153 mm 41.9 - 45.4" D: 520 mm / 20.5"	Flue type: CONCENTRIC NG cons.: max. 1.20 m ³ /h Heat: max. 8.3 kW LPG cons.: max. 0.96 kg/h Heat: max. 9.2 kW	5 100 €
Monroe Right Corner 	W: 975 mm / 38.4" H: 1063 - 1153 mm 41.9 - 45.4" D: 520 mm / 20.5"	Flue type: CONCENTRIC NG cons.: max. 1.20 m ³ /h Heat: max. 8.3 kW LPG cons.: max. 0.96 kg/h Heat: max. 9.2 kW	5 340 €
Monroe Left Corner 	W: 975 mm / 38.4" H: 1063 - 1153 mm 41.9 - 45.4" D: 520 mm / 20.5"	Flue type: CONCENTRIC NG cons.: max. 1.20 m ³ /h Heat: max. 8.3 kW LPG cons.: max. 0.96 kg/h Heat: max. 9.2 kW	5 340 €
Monroe Three-sided 	W: 1027 mm / 40.4" H: 1063 - 1153 mm 41.9 - 45.4" D: 520 mm / 20.5"	Flue type: CONCENTRIC NG cons.: max. 1.20 m ³ /h Heat: max. 8.3 kW LPG cons.: max. 0.96 kg/h Heat: max. 9.2 kW	5 628 €
			Lead time: 20 working days from order confirmation.

OPTIONAL ACCESSORIES

Wi-Fi	BRICK LINING	BLACK CERAMIC GLASS LINING		
+ 240 €	+ 312 €	Valentino F + 348 €	Valentino FR/LF + 312 €	Valentino LFR + 264 €

AUTOMATIC GAS FIREPLACES

SINATRA 1200 SERIES

planika
INTELLIGENT FIRE

MODEL	VIEWING AREA	EFFICIENCY	PRICE
Sinatra 1200 Front 	W: 1186 mm / 46.7" H: 395 mm / 15.6" D: 430 mm / 16.9"	Flue type: CONVENTIONAL NG cons.: max. 1.09 m ³ /h Heat: max. 10.3 kW LPG cons.: max. 0.75 kg/h Heat: max. 9.5 kW	6 120 €
Sinatra 1200 Left Corner / Right Corner 	W: 1186 mm / 46.7" H: 395 mm / 15.6" D: 430 mm / 16.9"	Flue type: CONVENTIONAL NG cons.: max. 1.09 m ³ /h Heat: max. 10.3 kW LPG cons.: max. 0.75 kg/h Heat: max. 9.5 kW	6 720 €
Sinatra 1200 Three-sided 	W: 1186 mm / 46.7" H: 395 mm / 15.6" D: 430 mm / 16.9"	Flue type: CONVENTIONAL NG cons.: max. 1.09 m ³ /h Heat: max. 10.3 kW LPG cons.: max. 0.75 kg/h Heat: max. 9.5 kW	7 320 €
Sinatra 1200 Tunnel 	W: 1186 mm / 46.7" H: 395 mm / 15.6" D: 430 mm / 16.9"	Flue type: CONVENTIONAL NG cons.: max. 1.09 m ³ /h Heat: max. 10.3 kW LPG cons.: max. 0.75 kg/h Heat: max. 9.5 kW	6 000 €
Sinatra 1200 Room Divider 	W: 1186 mm / 46.7" H: 395 mm / 15.6" D: 430 mm / 16.9"	Flue type: CONVENTIONAL NG cons.: max. 1.09 m ³ /h Heat: max. 10.3 kW LPG cons.: max. 0.75 kg/h Heat: max. 9.5 kW	6 660 €
Sinatra 1200 Island 	W: 1186 mm / 46.7" H: 395 mm / 15.6" D: 430 mm / 16.9"	Flue type: CONVENTIONAL NG cons.: max. 1.09 m ³ /h Heat: max. 10.3 kW LPG cons.: max. 0.75 kg/h Heat: max. 9.5 kW	6 480 €

Lead time: 40 working days

OPTIONAL ACCESSORIES

BLACK DIAMOND STONES	WHITE PEBBLES	BLACK GLASS EMBERS	CERAMIC LOGS	SET 1: LED LIGHTING + CRYSTAL DIAMOND EMBERS	SET 2: LED LIGHTING + CRYSTAL DIAMOND EMBERS + CERAMIC LOGS
+ 60 €	+ 60 €	+ 60 €	+ 420 €	+ 348 €	+ 768 €

Prices do not include VAT.

AUTOMATIC GAS FIREPLACES

SINATRA 1600 SERIES

planika
INTELLIGENT FIRE

MODEL	VIEWING AREA	EFFICIENCY	PRICE
Sinatra 1600 Front 	W: 1746 mm / 68.7" H: 395 mm / 15.6" D: 430 mm / 16.9"	Flue type: CONVENTIONAL NG cons.: max. 1.58 m ³ /h Heat: max. 15.0 kW LPG cons.: max. 1.12 kg/h Heat: max. 14.3 kW	6 160 €
Sinatra 1600 Left Corner / Right Corner 	W: 1746 mm / 68.7" H: 395 mm / 15.6" D: 430 mm / 16.9"	Flue type: CONVENTIONAL NG cons.: max. 1.58 m ³ /h Heat: max. 15.0 kW LPG cons.: max. 1.12 kg/h Heat: max. 14.3 kW	7 200 €
Sinatra 1600 Three-sided 	W: 1746 mm / 68.7" H: 395 mm / 15.6" D: 430 mm / 16.9"	Flue type: CONVENTIONAL NG cons.: max. 1.58 m ³ /h Heat: max. 15.0 kW LPG cons.: max. 1.12 kg/h Heat: max. 14.3 kW	7 800 €
Sinatra 1600 Tunnel 	W: 1746 mm / 68.7" H: 395 mm / 15.6" D: 430 mm / 16.9"	Flue type: CONVENTIONAL NG cons.: max. 1.58 m ³ /h Heat: max. 15.0 kW LPG cons.: max. 1.12 kg/h Heat: max. 14.3 kW	6 600 €
Sinatra 1600 Room Divider 	W: 1746 mm / 68.7" H: 395 mm / 15.6" D: 430 mm / 16.9"	Flue type: CONVENTIONAL NG cons.: max. 1.58 m ³ /h Heat: max. 15.0 kW LPG cons.: max. 1.12 kg/h Heat: max. 14.3 kW	7 200 €
Sinatra 1600 Island 	W: 1746 mm / 68.7" H: 395 mm / 15.6" D: 430 mm / 16.9"	Flue type: CONVENTIONAL NG cons.: max. 1.58 m ³ /h Heat: max. 15.0 kW LPG cons.: max. 1.12 kg/h Heat: max. 14.3 kW	7 080 €

Lead time: 40 working days

OPTIONAL ACCESSORIES

BLACK DIAMOND STONES	WHITE PEBBLES	BLACK GLASS EMBERS	CERAMIC LOGS	SET 1: LED LIGHTING + CRYSTAL DIAMOND EMBERS	SET 2: LED LIGHTING + CRYSTAL DIAMOND EMBERS + CERAMIC LOGS
+ 60 €	+ 60 €	+ 60 €	+ 420 €	+ 348 €	+ 768 €

Prices do not include VAT.

AUTOMATIC GAS FIREPLACES

SINATRA 2000 SERIES

planika
INTELLIGENT FIRE

MODEL	VIEWING AREA	EFFICIENCY	PRICE
Sinatra 2000 Front 	W: 1980 mm / 78.0" H: 395 mm / 15.6" D: 430 mm / 16.9"	Flue type: CONVENTIONAL NG cons.: max. 2.09 m ³ /h Heat: max. 19.7 kW LPG cons.: max. 1.50 kg/h Heat: max. 19.0 kW	7 320 €
Sinatra 2000 Left Corner / Right Corner 	W: 1980 mm / 78.0" H: 395 mm / 15.6" D: 430 mm / 16.9"	Flue type: CONVENTIONAL NG cons.: max. 2.09 m ³ /h Heat: max. 19.7 kW LPG cons.: max. 1.50 kg/h Heat: max. 19.0 kW	7 860 €
Sinatra 2000 Three-sided 	W: 1980 mm / 78.0" H: 395 mm / 15.6" D: 430 mm / 16.9"	Flue type: CONVENTIONAL NG cons.: max. 2.09 m ³ /h Heat: max. 19.7 kW LPG cons.: max. 1.50 kg/h Heat: max. 19.0 kW	9 096 €
Sinatra 2000 Tunnel 	W: 1980 mm / 78.0" H: 395 mm / 15.6" D: 430 mm / 16.9"	Flue type: CONVENTIONAL NG cons.: max. 2.09 m ³ /h Heat: max. 19.7 kW LPG cons.: max. 1.50 kg/h Heat: max. 19.0 kW	7 776 €
Sinatra 2000 Room Divider 	W: 1980 mm / 78.0" H: 395 mm / 15.6" D: 430 mm / 16.9"	Flue type: CONVENTIONAL NG cons.: max. 2.09 m ³ /h Heat: max. 19.7 kW LPG cons.: max. 1.50 kg/h Heat: max. 19.0 kW	7 776 €
Sinatra 2000 Island 	W: 1980 mm / 78.0" H: 395 mm / 15.6" D: 430 mm / 16.9"	Flue type: CONVENTIONAL NG cons.: max. 2.09 m ³ /h Heat: max. 19.7 kW LPG cons.: max. 1.50 kg/h Heat: max. 19.0 kW	7 680 €

Lead time: 40 working days

OPTIONAL ACCESSORIES

BLACK DIAMOND STONES	WHITE PEBBLES	BLACK GLASS EMBERS	CERAMIC LOGS	SET 1: LED LIGHTING + CRYSTAL DIAMOND EMBERS	SET 2: LED LIGHTING + CRYSTAL DIAMOND EMBERS + CERAMIC LOGS
+ 60 €	+ 60 €	+ 60 €	+ 420 €	+ 348 €	+ 768 €

Prices do not include VAT.

AUTOMATIC GAS FIREPLACES

SINATRA 2400 SERIES

planika
INTELLIGENT FIRE

MODEL	VIEWING AREA	EFFICIENCY	PRICE
Sinatra 2400 Front 	W: 2380 mm / 93.7" H: 395 mm / 15.6" D: 430 mm / 16.9"	Flue type: CONVENTIONAL NG cons.: max. 2.09 m ³ /h Heat: max. 19.8 kW LPG cons.: max. 1.57 kg/h Heat: max. 20.0 kW	9 144 €
Sinatra 2400 Left Corner / Right Corner 	W: 2380 mm / 93.7" H: 395 mm / 15.6" D: 430 mm / 16.9"	Flue type: CONVENTIONAL NG cons.: max. 2.09 m ³ /h Heat: max. 19.8 kW LPG cons.: max. 1.57 kg/h Heat: max. 20.0 kW	9 660 €
Sinatra 2400 Three-sided 	W: 2380 mm / 93.7" H: 395 mm / 15.6" D: 430 mm / 16.9"	Flue type: CONVENTIONAL NG cons.: max. 2.09 m ³ /h Heat: max. 19.8 kW LPG cons.: max. 1.57 kg/h Heat: max. 20.0 kW	10 200 €
Sinatra 2400 Tunnel 	W: 2380 mm / 93.7" H: 395 mm / 15.6" D: 430 mm / 16.9"	Flue type: CONVENTIONAL NG cons.: max. 2.09 m ³ /h Heat: max. 19.8 kW LPG cons.: max. 1.57 kg/h Heat: max. 20.0 kW	10 074 €
Sinatra 2400 Room Divider 	W: 2380 mm / 93.7" H: 395 mm / 15.6" D: 430 mm / 16.9"	Flue type: CONVENTIONAL NG cons.: max. 2.09 m ³ /h Heat: max. 19.8 kW LPG cons.: max. 1.57 kg/h Heat: max. 20.0 kW	10 602 €
Sinatra 2400 Island 	W: 2380 mm / 93.7" H: 395 mm / 15.6" D: 430 mm / 16.9"	Flue type: CONVENTIONAL NG cons.: max. 2.09 m ³ /h Heat: max. 19.8 kW LPG cons.: max. 1.57 kg/h Heat: max. 20.0 kW	9 306 €

Lead time: 40 working days

OPTIONAL ACCESSORIES

BLACK DIAMOND STONES	WHITE PEBBLES	BLACK GLASS EMBERS	CERAMIC LOGS	SET 1: LED LIGHTING + CRYSTAL DIAMOND EMBERS	SET 2: LED LIGHTING + CRYSTAL DIAMOND EMBERS + CERAMIC LOGS
+ 60 €	+ 60 €	+ 60 €	+ 420 €	+ 348 €	+ 768 €

Prices do not include VAT.

OUTDOOR GAS FIREPLACES

GALIO SERIES

MODEL	DIMENSIONS	EFFICIENCY	PRICE
Galio Corten Manual 	W: 398 mm / 15.7" H: 1213 mm / 47.8" D: 320 mm / 12.6"	LPG cons.: max. 1.06 kg/h Heat: max. 12.0 kW Pressure: 37 mbar	1 430 €
Galio Corten Automatic 	W: 598 mm / 23.5" H: 1213 mm / 47.8" D: 320 mm / 12.6"	NG cons.: max. 1.0 m ³ /h Heat: max. 9.4 kW Pressure: 20 mbar LPG cons.: max. 0.93 kg/h Heat: max. 11.8 kW Pressure: 37 mbar	1 820 €
Galio Insert Manual 	W: 748 mm / 29.5" H: 1213 mm / 47.8" D: 320 mm / 12.6"	LPG cons.: max. 1.06 kg/h Heat: max. 12.0 kW Pressure: 37 mbar	1 105 €
Galio Insert Automatic 	W: 898 mm / 35.4" H: 1213 mm / 47.8" D: 320 mm / 12.6"	NG cons.: max. 1.0 m ³ /h Heat: max. 9.4 kW Pressure: 20 mbar LPG cons.: max. 0.93 kg/h Heat: max. 11.8 kW Pressure: 37 mbar	1 430 €
Galio Fire Pit Corten 	Ø: 950 mm / 37.4" H: 350 mm / 13.8"	NG cons.: max. 0.5 m ³ /h Heat: max. 4.7 kW Pressure: 20 mbar LPG cons.: max. 0.98 kg/h Heat: max. 5.1 kW Pressure: 37 mbar	2 392 €
Galio Fire Pit Insert 	Ø: 450 mm / 17.7" H: 246 mm / 9.7"	NG cons.: max. 0.5 m ³ /h Heat: max. 4.7 kW Pressure: 20 mbar LPG cons.: max. 0.98 kg/h Heat: max. 5.1 kW Pressure: 37 mbar	1 482 €

Lead time: 15 working days





OPTIONAL ACCESSORIES

REMOTE CONTROL SYSTEM	Wi-Fi	GAS BOTTLE CASE	GALIO COVER (for Galio Corten Manual and Automatic)	CUSTOM LENGTH
+ 480 €	+ 360 €	+ 220 €	+ 200 €	PRICE ON REQUEST
The option must be selected while placing the order.				Lead time: 30 working days + 50% advance payment

Prices do not include VAT.

OUTDOOR GAS FIREPLACES

PATIO SERIES

MODEL	DIMENSIONS	EFFICIENCY	PRICE	ACCESSORIES
<p>Lighthouse</p> 	<p>W: 400 mm / 15.8" H: 1560 mm / 61.4" D: 400 mm / 15.8"</p>	<p>LPG cons.: max. 0.32 kg/h Heat: max. 4.0 kW Pressure: 37 mbar</p>	<p>919 €</p>	<p>Long cover + 180 €</p> 
<p>Gustav Gas</p> 	<p>Ø: 490 mm / 19.3" H: 1308 mm / 51.5"</p>	<p>LPG cons.: max. 0.32 kg/h Heat: max. 4.0 kW Pressure: 37 mbar</p>	<p>1287 €</p>	<p>Long cover + 180 €</p> 
<p>Lead time: 15 working days</p>				



Technology tested by TÜV laboratory,
DIN standard 4734-1:2011-01

Patented Technology: EP2 549 182

