

DGD 4635

Steam oven with pressure
the fastest and most powerful steam oven.



- Quickest heating times and shortest cooking times – PowerSteam
- Maximum user and cleaning convenience – fresh water connection
- Exemplary safety thanks to reliable safety systems
- A great feature – telescopic shelf
- Maximum enjoyment through automatic cool-down

Construction type	
Steam oven with pressure	•
Design	
Colour	Stainless steel/Clean Steel
Display	2 x 7-segment display
Convenience features	
Electronic temperature regulation °C	40 - 120
Cooking with pressure from 101 °C to 120 °C	•
External steam generation	•
Menu cooking without transfer of taste	•
Operating modes	
Defrosting	•
Steam cooking	•
Pressure cooking	•
Reheat	•
User convenience	
Steam cooking on up to 3 levels at the same time	•
Quantity-independent cooking	•
Steam reduction before end of programme	•
Safety switch-off	•
Actual temperature display	•
Recommended temperature	•
Buzzer when desired temperature is reached	•
Individual settings	•
Door	
Pull-out shelf with self-close mechanism	•
Door hinge	Left
Oven compartment	
Oven compartment volume in l	19
Stainless steel oven compartment	•
No. of shelf levels	3
Tray size per shelf level	1/3 GN
Removable stainless-steel side racks	•
Cleaning convenience	
Stainless steel front with CleanSteel finish	•
External steam generator	•
Automatic descaling	•
Steam technology and water supply	
PowerSteam	•
Fresh water connection	•
Drain connection	•
Drain filter	•
Safety	
Appliance cooling system and touch-cool fronts	•
Safety switch-off	•
System lock	•
Vapour cooling system	•
Automatic cool-down	•
Door contact switch	•
Door lock	•
Dual pressure-relief valve	•

DGD 4635

Steam oven with pressure
the fastest and most powerful steam oven.



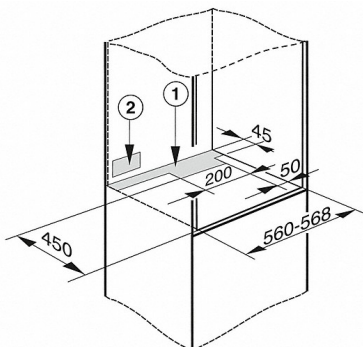
Technical data	
Niche width in mm	560
Niche height in mm	380
Niche depth in mm	555
Appliance width in mm	595
Appliance height in mm	385
Appliance depth in mm	602
Weight in kg	36.1
Total rated load in kW	5,1-5,6
Voltage in V	230-240
Fuse rating in A	16
Number of phases	3
Standard accessories	
Stainless-steel side racks	•
No. of perforated stainless-steel cooking containers	2
No. of solid stainless-steel cooking containers	1
Tray	•
Cookbook	•
Mains cable	•
Length of water inlet hose in m	2.0
Length of water drain hose in m	2.5
Request card for 1 bottle of system descaler	•

Steam Ovens



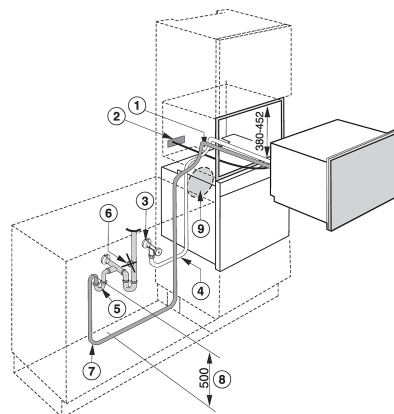
DGD 4635

Steam oven with pressure
the fastest and most powerful steam oven.



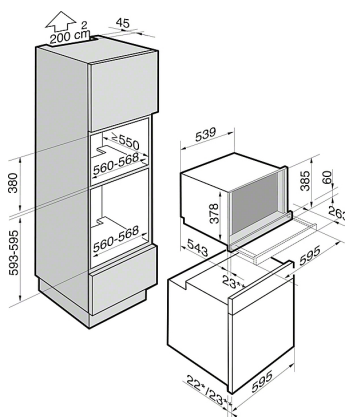
DGD 4635, DGD 6605, DGD 6635 - cut-outs (Installation drawing)

1. Cut-out in the housing unit for feeding the water inlet and outlet hoses through
2. Area for mains connection box 250 x 80 mm, mains connection cable



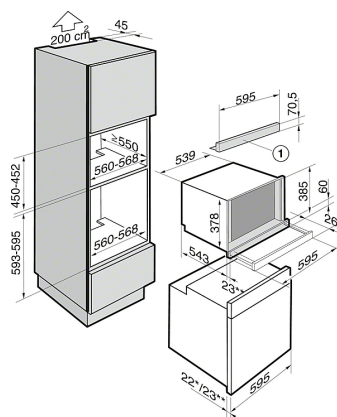
DGD 4635, DGD 6605, DGD 6635, Water connection (Installation drawing)

1. Cut-out in the housing unit for feeding the water inlet and outlet hoses through
2. Area for mains connection box 250 x 80 mm, mains connection cable, L=2000 mm
3. Stopcock (cold water connection)
4. Water inlet hose, L=2000 mm
5. Second separate siphon
6. Do not connect the drain hose here!
7. Drain hose, L=2500 mm
8. The distance between the top of the drain hose and the odour trap must not exceed 500 mm.
9. Attention! The water inlet hose and drain hose must not get trapped behind position (9) when building the appliance in above an oven.



DGD 4635 (Installation drawing)

- * Appliances with glass front
** Appliances with metal front

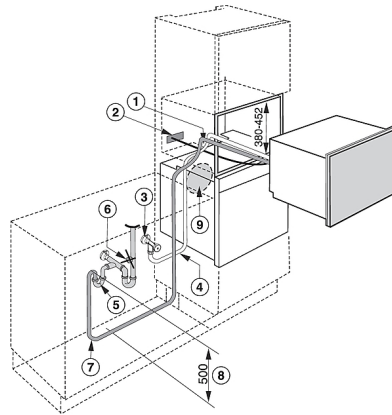


DGD 4635 (Installation drawing)

1. AB 45-7 - optional accessories
* Appliances with glass front
** Appliances with metal front

DGD 4635

Steam oven with pressure
the fastest and most powerful steam oven.



DGD 4635, DGD 6605, DGD 6635, Water connection
(Installation drawing)

1. Cut-out in the housing unit for feeding the water inlet and outlet hoses through
2. Area for mains connection box 250 x 80 mm, mains connection cable, L=2000 mm
3. Stopcock (cold water connection)
4. Water inlet hose, L=2000 mm
5. Second separate siphon
6. Do not connect the drain hose here!
7. Drain hose, L=2500 mm
8. The distance between the top of the drain hose and the odour trap must not exceed 500 mm.
9. Attention! The water inlet hose and drain hose must not get trapped behind position (9) when building the appliance in above an oven.