

## DGC 6800

XL steam combination oven with fully-fledged oven operating mode

- The multi-talented Miele for the highest demands.



- Perfect results thanks to MultiSteam technology
- Sets new standards for brilliance & user convenience – M Touch
- Highest convenience – roasting with the wireless food probe
- Convenient – water container is behind a motorised control panel
- Plenty of space to be creative – the XL cooking compartment

\*\* GST inclusive

Construction type	
Steam combination oven	•
Design	
PureLine	•
Colour	Brilliant white
Display	M Touch
Convenience features	
Electronic oven temperature regulation in °C	30 - 225
Electronic steam oven temperature regulation in °C	40 - 100
External steam generation	•
Oxygen sensor	•
Individual humidity settings in combination cooking	•
Menu cooking without transfer of taste	•
Wireless food probe	•
Automatic programmes with programmable settings for cooking results	•
Keeping warm	•
Operating modes	
Defrosting	•
Automatic programmes	More than 200
Combination cooking	•
Steam cooking	•
Sous-vide	•
Reheat	•
Economy grill	•
Fan plus	•
Intensive bake	•
Cake plus	•
Conventional heat	•
Top heat	•
Bottom heat	•
Fan grill	•
Special applications	•

## DGC 6800

XL steam combination oven with fully-fledged oven operating mode

- The multi-talented Miele for the highest demands.



User convenience	
MultiLingua	•
MyMiele	•
Help function	•
Automatic programme search function	•
Steam cooking on up to 3 levels at the same time	•
Motorised opening and closing Lift panel	•
Automatic menu cooking with steam	•
Quantity-independent cooking	•
Steam reduction before end of programme	•
Polyphonic buzzers	•
Time of day display	•
Date display	•
Minute minder	•
Clock buffer in h	200
Start-stop programming	•
Safety switch-off	•
Actual temperature display	•
Recommended temperature	•
Buzzer when desired temperature is reached	•
User programmes	20
Sabbath programme	•
Individual settings	•
Door	
CleanGlass door	•
Door with viewing screen	•
Door hinge	Bottom
Oven compartment	
XL oven compartment	•
Oven compartment volume in l	48
PerfectClean stainless-steel oven compartment	•
No. of shelf levels	3
Numbered shelf levels	•
Removable side racks with PerfectClean	•
No. of halogen lamps	double
Cleaning convenience	
Oven compartment with PerfectClean	•
External steam generator	•
Soak programme	•
Rinse programme	•
Oven compartment drying programme	•
Quick-release side racks	•
Automatic descaling	•
Steam technology and water supply	
MultiSteam	•
Water reserve for approx. 90 min cooking	•
Fresh water container	•
Condensate container behind motorised fascia panel	•
Drain filter	•

## DGC 6800

XL steam combination oven with fully-fledged oven operating mode

- The multi-talented Miele for the highest demands.



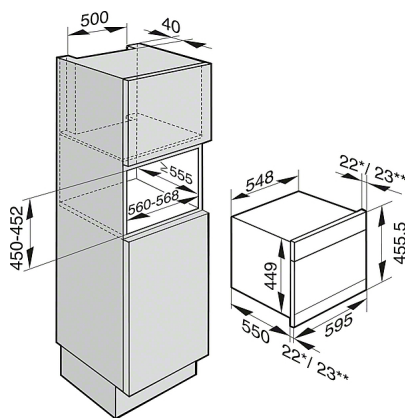
Efficiency and sustainability	
Energy-saving lighting	•
Rapid heat-up	•
Safety	
Appliance cooling system and touch-cool fronts	•
Safety switch-off	•
System lock	•
Vapour cooling system	•
Door contact switch	•
Technical data	
Niche width in mm	560
Niche height in mm	450
Niche depth in mm	555
Appliance width in mm	595
Appliance height in mm	456
Appliance depth in mm	572
Weight in kg	41.5
Total rated load in kW	3.4
Voltage in V	230
Fuse rating in A	16
Number of phases	1
Standard accessories	
Number of universal trays with PerfectClean	1
Combi rack with PerfectClean	1
Side racks with PerfectClean	•
No. of perforated stainless-steel cooking containers	2
No. of solid stainless-steel cooking containers	1
Grease filter	•
Cookbook	•
Mains plug	•
Descaling tablets	•

# Steam Combination Ovens



## DGC 6800

XL steam combination oven with fully-fledged oven operating mode  
- The multi-talented Miele for the highest demands.



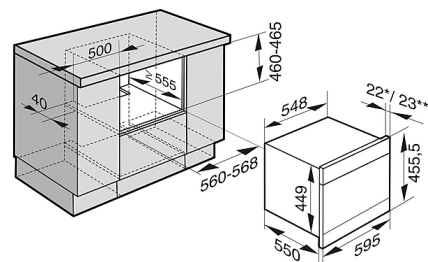
DGC 6500, DGC 6600, DGC 6800, in a tall unit, CLST  
(Installation drawing)

\* Appliances with glass front  
\*\* Appliances with metal front

Only for DGC 6805:

Important building-in information:

To operate the DGC 6805 a plumbed water connection and water drainage is required. To plan the installation, refer to the connection requirements in advance of the sketch for water inlet and outlet.



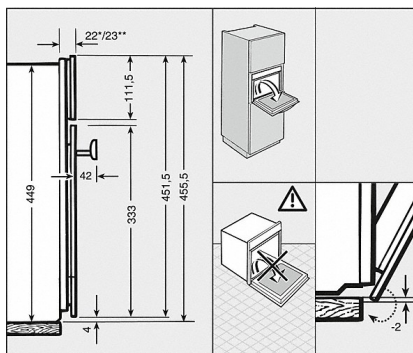
DGC 6500, DGC 6600, DGC 6800, in a floor unit, CLST  
(Installation drawing)

\* Appliances with glass front  
\*\* Appliances with metal front

Only for DGC 6805:

Important building-in information:

To operate the DGC 6805 a plumbed water connection and water drainage is required. To plan the installation, refer to the connection requirements in advance of the sketch for water inlet and outlet.



DGC 6600, DGC 6800, DGC 6805 detailed installations  
drawing for PureLine (Installation drawing)

\* Appliances with glass front  
\*\* Appliances with metal front