

DISH WASHERS

DWIFABR2 SMEG BUILT-IN DISHWASHER, RETRO DESIGN



ORBITAL WASH SYSTEM

Smeg's orbital wash system has a major spray arm and satellite spray arm which spins ten times for every single revolution of the major spray arm to ensure water is thoroughly distributed in-between every piece in the wash for exceptional results.



ACTIVE ACQUASTOP

Active Acquastop electronically determines when and how much water to let into the dishwasher, automatically controlling the water feed at the tap. It's a major advantage of a Smeg dishwasher, because there is no water in the hose and therefore no building water pressure, where problems most often occur. Active Acquastop is one of five distinctive water safety and flood prevention features in all Smeg dishwashers.



AQUATEST

Smeg's Aquatest is a turbidity sensor which measures solids suspended in water and adjusts the water flow in the dishwasher according to the amount of soiling. This saves both water and energy, whilst ensuring a thorough clean for every wash.



DELAY TIMER

Every Smeg dishwasher has a delay start option, which allows you to operate the machine during periods of off-peak or lower energy tariffs. The combination of excellent water and energy savings combined with time of use can ensure much lower running costs.

EAN 8017709282806

Size	598mmW x 630mmD x 818mm – 868mmH
Capacity	14 Place settings
Finish	Built-in
Display	LED
Programs	5 Programs
End of cycle indicator	On display, with acoustic signal
Baskets	2 Levels
Wash system	Orbital Wash System
Temperatures	38°, 45°, 50°, 65°, 70°C
Features	Quicktime wash setting for each program ½ Load FlexiZone FlexiTabs Fully adjustable upper and middle baskets Self Balancing Hinges
Water connection	Hot or cold Water Connection (60°C Max)
Timer	Up to 9 hours
Filtration	Stainless steel 5 stage filter
Drying	Natural condenser drying
Safety	Active Acquastop
Noise	47dBA
Water usage	11.3 Litres
Power	1800W 220-240V 50 Hz 10A
Warranty	Two years parts and labour

DISHWASHERS

Programs



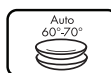
soak



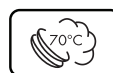
Normal ECO



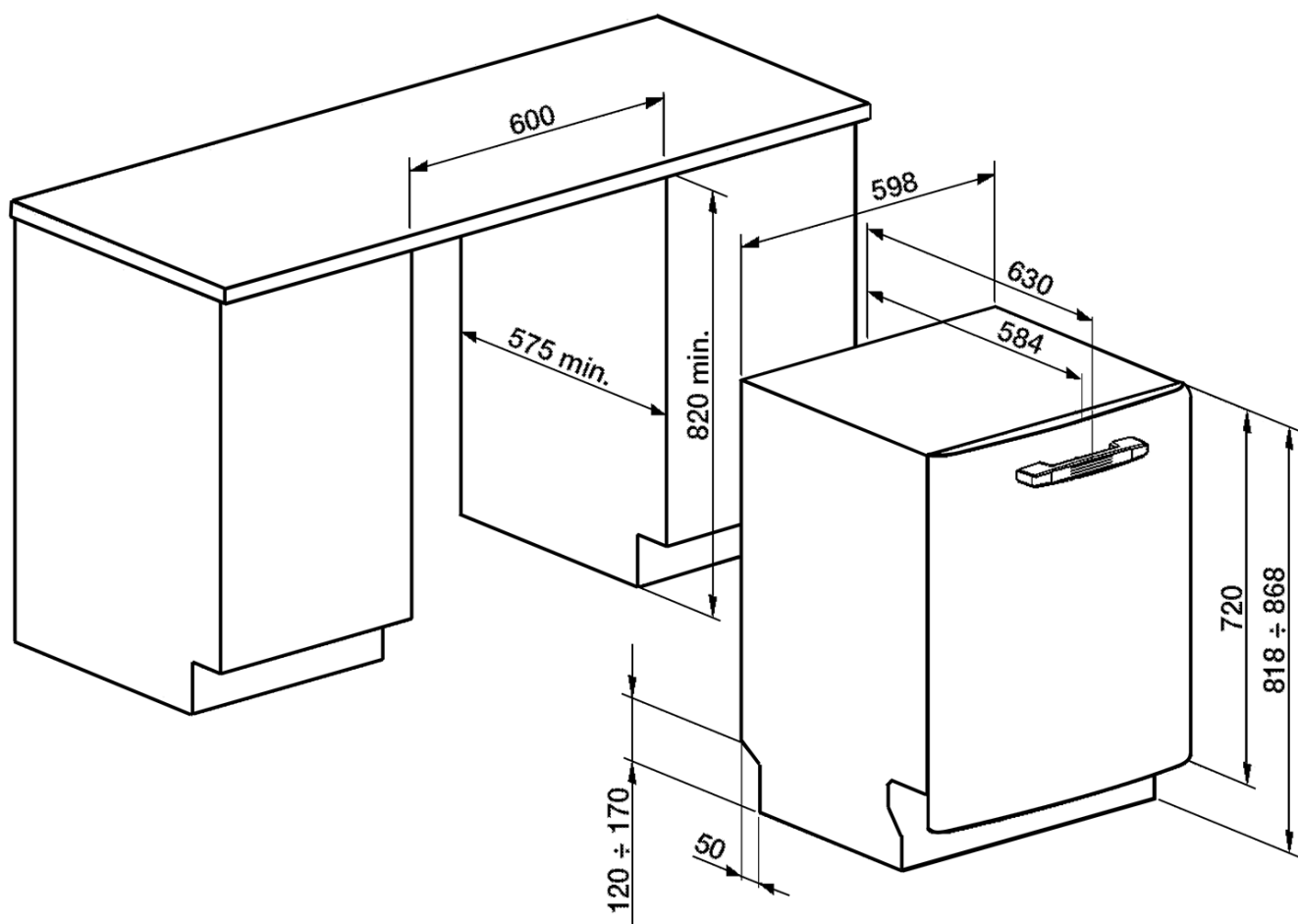
Eco



Auto 60-70



Ultraclean



PLEASE NOTE: drawings are not to scale. They are to assist only.
WARNING: technical specifications and product sizes can be varied by the manufacturer without notice.
Cutouts for appliances should only be by physical product measurements. The above information is indicative only.