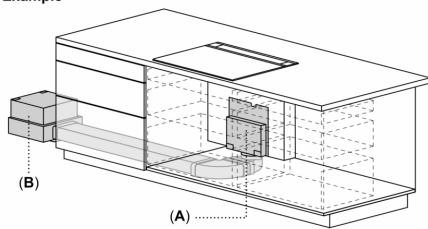


AA200910

installation accessory

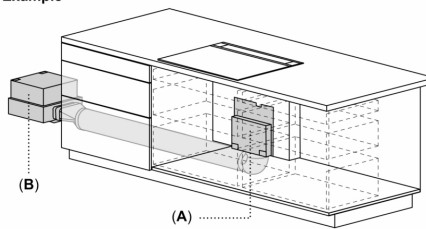
AA200910

Example



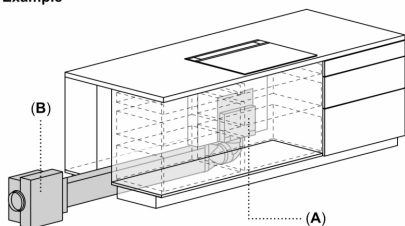
A: Cover must always be accessible
B: Clearance between motor unit and appliance max. 3 m
 Motor unit must always be accessible

Example



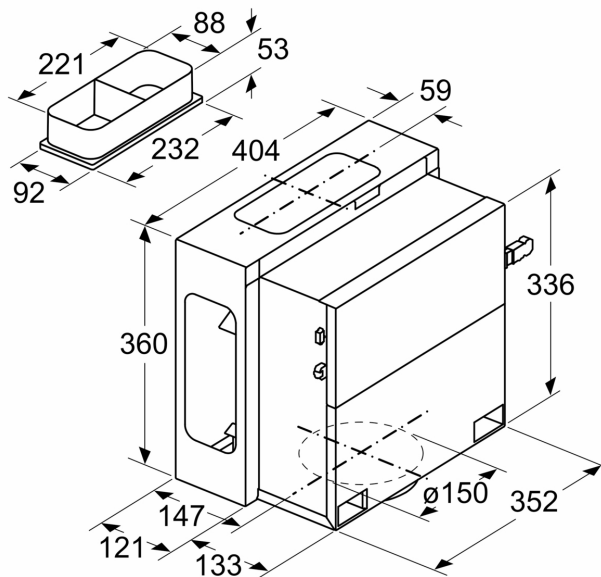
A: Cover must always be accessible
B: Clearance between motor unit and appliance max. 3 m
 Motor unit must always be accessible

Example

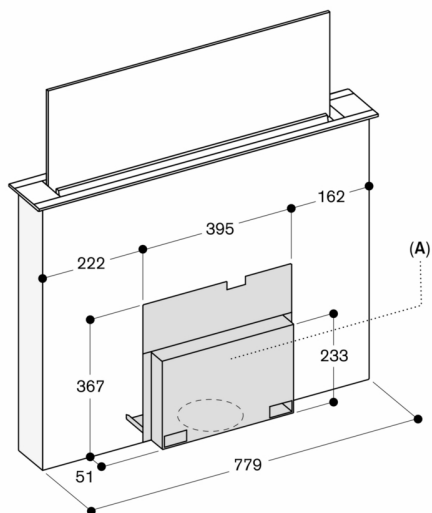


A: Cover must always be accessible
B: Clearance between motor unit and appliance max. 3 m
 Motor unit must always be accessible

Measurements in mm



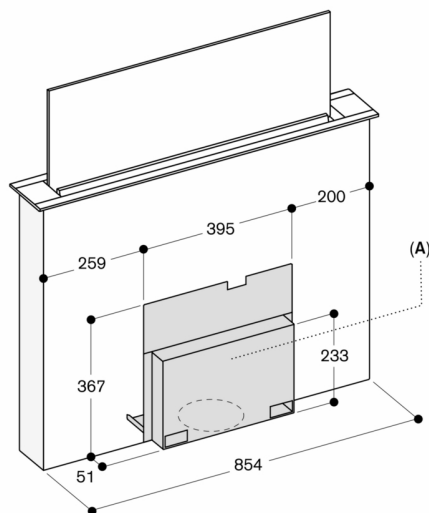
AL 200 180 with AA 200 910



A: Access to the complete cover must be ensured even after installation
 Cover can be installed on the front or the rear from the appliance

Measurements in mm

AL 200 190 with AA 200 910



A: Access to the complete cover must be ensured even after installation
 Cover can be installed on the front or the rear from the appliance

Measurements in mm