

## iQ700, Built-in oven with steam function, 60 x 60 cm, Black HS958GDD1S



The intelligent fullSteam Plus oven with Oven Assistant with Voice Control and tap water connection for excellent results.

- ✓ TFT-Touchdisplay Pro – Large colour touch display for comfortable operation.
- ✓ fullSteam Plus with sous-vide and tap water connection - Easy steam cooking without refilling the water tank.
- ✓ Far less oven cleaning – ecoClean Plus.
- ✓ varioClip rails Plus – Flexible cooking, baking and steam cooking on every level.
- ✓ bakingSensor Plus and roastingSensor Plus – Perfect baking and roasting results.

### Features

#### Technical Data

Color / Material Front : Black  
Built-in / Free-standing : Built-in  
Door opening : Drop down  
Cleaning : Catalytic liners (all sides), Hydrolytic  
Control Panel Material : Glass  
Door Material : Glass  
Dimensions (HxWxD) : 595 x 594 x 548 mm  
Dimensions of the packed product (HxWxD) : 670 x 660 x 690 mm  
Min. required niche size for installation (HxWxD) : 585-595 x 560-568 x 550 mm  
Cavity dimensions : 355 x 480 x 415 mm  
Usable volume of cavity : 71 l  
Number of interior lights : 1  
Net weight : 45.2 kg  
Gross weight : 47.6 kg  
EAN code : 4242003902738  
Connection Rating : 3600 W  
Fuse protection : 16 A  
Voltage : 220-240 V  
Frequency : 50; 60 Hz  
Length electrical supply cord : 120.0 cm

### Included accessories

1 x enamel baking tray, 1 x grid, 1 x universal pan, 1 x steam container, punched, size XL, 1 x sponge, 1 x Steam container, punched, size M, 1 x Steam container, unpunched, size M

### Optional accessories

SZ72010	inlet and outlet hose extention 2 m
HZ633070	Professional pan, anthracite enamelled
HZ633001	Lid for professional pan, enamelled anth
HZ631070	Baking tray, anthracite enamelled
HZ617000	Pizza pan, anthracite enamelled



4 242003 902738

## iQ700, Built-in oven with steam function, 60 x 60 cm, Black HS958GDD1S

### Features

#### Heating Functions

- Combi-steam oven with 24 heating methods: 4D HotAir, Top/bottom heating, Hot air grilling, Full width grill, Half width grill, Pizza setting, coolStart (deep-frozen food special), Bottom heating, Intensive heat, Low temperature cooking, Plate warming setting, Drying, Keep Warm, Hotair gentle, Conventional heat gentle, FullSteam, Reheating, Dough Proving, Defrost, sous-vide cooking, hotair grilling + steam, keep warm + steam, 4D hotAir + steam, Top/bottom heat + steam
- Temperature range 30 °C - 250 °C.
- fullSteam Plus 120 °C

#### Hook-in racks / rails

- Number of shelf levels: 5
- varioClip rails Plus, full extension, with Stop function

#### Design

- studioLine Black Steel Design
- studioLine Glass handle
- TFT-Touchdisplay Pro
- Touch control
- Anthracite enamel cavity with 5 shelf levels
- Cavity volume: 71 net usable litres

#### Cleaning

- ecoClean Plus: coating of back panel, ceiling, side liners
- humidClean Plus program - easy cleaning of a lightly soiled oven cavity

#### Convenience

- Temperature proposal, Residual heat indicator, Actual temperature display, Meat probe function
- There are different steam intensities selectable: steam level high, steam level middle, steam level low
- steamBoost - add for 3min intensive steam with a touch of a button.
- roastingSensor Plus
- bakingSensor Plus
- cookControl Pro
- HomeConnect
- Oven Assistant with Voice Control
- coolStart - eliminates preheating for frozen foods
- Automatic rapid heat up
- Oven door with SoftOpen and SoftClose
- Integrated cooling fan
- LED lighting
- Electronic clock and timer
- Water inlet system: Fixed connection
- Location of the steam generator is outside of the cavity

#### Accessories

- 1 x enamel baking tray, 1 x Steam container, punched, size M, 1 x steam container, punched, size XL, 1 x Steam container, unpunched, size M, 1 x grid, 1 x sponge, 1 x universal pan

#### Safety and Environment

- Mechanical safety locking device, Child lock function, Automatic safety switch-off function, Residual heat indicator, Start button, Door contact switch
- Triple glazed door with heat reflective glass

- Full glass inner door

#### Technical Info

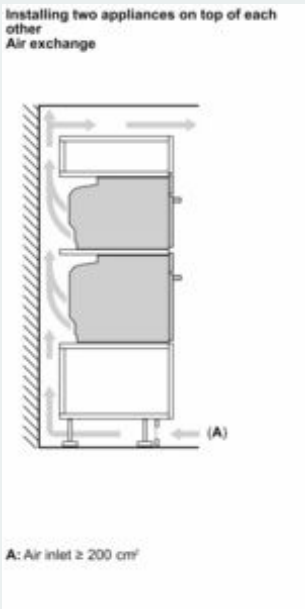
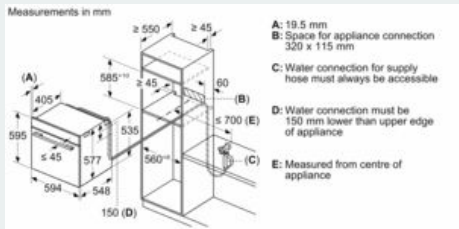
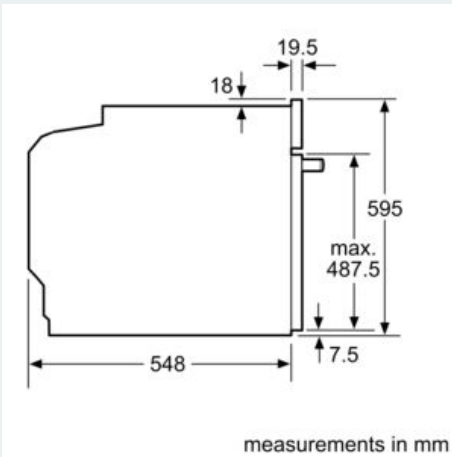
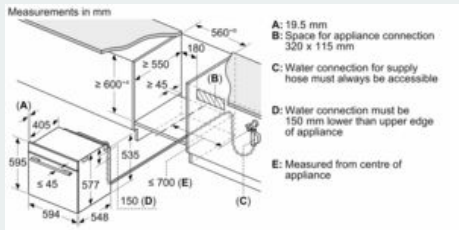
- Length of mains cable: 120 cm
- Nominal voltage: 220 - 240 V
- Total connected load electric: 3.6 KW
- Usable length of water hose outside the appliance: 700mm

#### Dimensions

- Appliance dimensions (HxWxD): 595 mm x 594 mm x 548 mm
- Installation dimensions (HxWxD): 585 mm - 595 mm x 560 mm - 568 mm x 550 mm
- Please reference the built-in dimensions provided in the installation drawing

iQ700, Built-in oven with steam function, 60 x 60 cm, Black  
HS958GDD1S

Dimensioned drawings



If the appliance will be installed underneath a hob, the following worktop thicknesses (including substructure if necessary) must be taken into account.

Hob type	min. worktop thickness	
	fitted	flush
Induction hob	37 mm	38 mm
Full surface Induction hob	47 mm	48 mm
Gas hob	30 mm	38 mm
Electric hob	27 mm	30 mm