

ICBCL4250S/O



FEATURES

ClearSight™ LED lighting system fully illuminates the interior and reduces shadows

Night Mode optimizes the interior lighting based on the detected ambient light, reducing the brightness by 90% in dim environments

Touch control panel is conveniently located for easy access at the tap of a finger

Sleek stainless accents trim the interior, matching the sophistication of the exterior

Split Climate™ intelligent cooling system revolutionizes Sub-Zero's already-superior preservation capabilities, keeping food even fresher for longer

Lift the base of the flip-up dairy compartments to store taller items on the shelf below

Accepts custom panels for an integrated look within cabinetry or stainless-steel accessory panels and handles to match other Sub-Zero and Wolf products

Fresh-tasting, odorless, filtered ice ready on-demand and activate Max Ice Mode to temporarily increase ice production

Position adjustable door bins at various heights to accommodate assorted items

Sub-Zero offers an industry-leading full two-year warranty on appliances, along with a full five-year sealed system warranty

ACCESSORIES

Air Purification Cartridge

Egg Container

90° door stop

Replacement water filter

Stainless steel flush inset grille panel

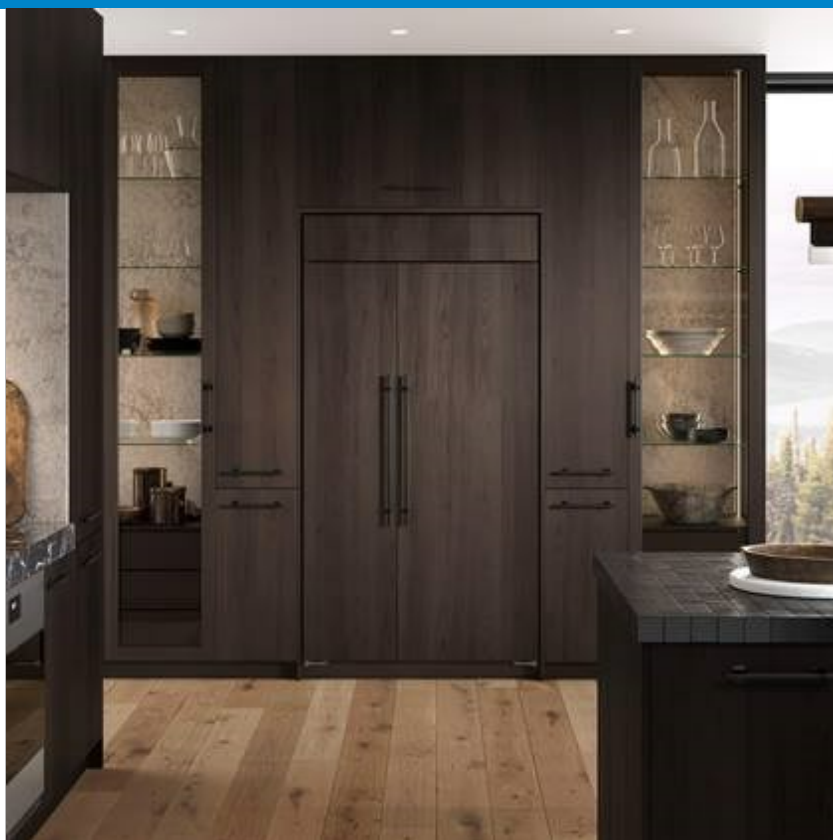
Stainless steel side panel

Stainless Steel Pro Handles

Stainless Steel Tubular Handles

Stainless steel flush inset door and drawer panels with pro handle

Stainless steel flush inset door and drawer panels with tubular handle



HANDLE ACCESSORIES

PRO



TUBULAR



PRODUCT DETAILS

REFRIGERATOR

- 5 glass refrigerator shelves (4 adjustable; 1 stationary)
- 4 crisper drawers with removable dividers
- 5 refrigerator door bins (3 adjustable; 2 stationary)
- Air purification system
- LED refrigerator and freezer lights

FREEZER

- 5 adjustable door bins
- 2 storage drawers
- Ice drawer with automatic ice maker
- Water filtration system

GUIDE ONLY.

THESE SPECIFICATIONS ARE A GUIDE ONLY. Not suitable for cabinetry, installation or services location.

SUB-ZERO AND WOLF OFFER A CUSTOMISED DESIGN CHECK SERVICE to ensure your new appliances are installed perfectly. Please contact our Customer Care team for further information regarding our Design Check Service, or for detailed product specification and installation advice.

Phone: 1300 808 859 Email: enquiries@subzero.com

Sub-Zero and Wolf Design Guides are also available via our website: www.subzero-wolf.com.au

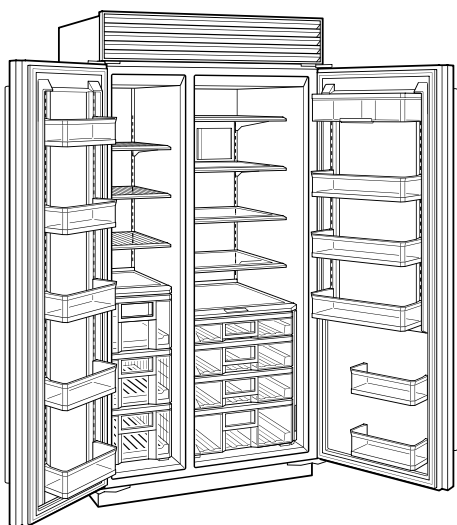
Specifications are subject to change without notice. This information was generated on June 22, 2023. Verify specifications prior to finalizing your cabinetry/enclosures.

PRODUCT SPECIFICATIONS

Model	ICBCL4250S/O
Dimensions	1067mmW x 2134mmH x 610mmD
Weight	281 kg
Refrigerator Gross Capacity	484 L
Freezer Gross Capacity	272 L
Electrical Supply	220-240 VAC; 50/60 Hz
Electrical Service	≤ 4 A
Receptacle	3-prong grounding-type

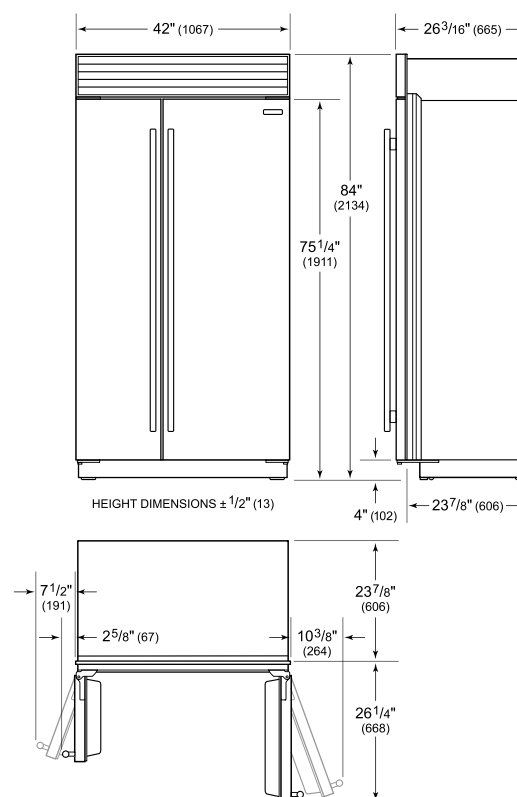
NOTE: Dimensions in parenthesis are in millimeters unless otherwise specified

INTERIOR VIEW



This illustration is intended for interior reference only and may not represent the exterior of the model being specified.

DIMENSIONS



**GUIDE
ONLY.**

THESE SPECIFICATIONS ARE A GUIDE ONLY. Not suitable for cabinetry, installation or services location.

SUB-ZERO AND WOLF OFFER A CUSTOMISED DESIGN CHECK SERVICE to ensure your new appliances are installed perfectly. Please contact our Customer Care team for further information regarding our Design Check Service, or for detailed product specification and installation advice.

Phone: 1300 808 859 Email: enquiries@subzero.com

Sub-Zero and Wolf Design Guides are also available via our website: www.subzero-wolf.com.au

Specifications are subject to change without notice. This information was generated on June 22, 2023. Verify specifications prior to finalizing your cabinetry/enclosures.