

CMS4303X New

classica Aesthetic

EAN13: 8017709264390

Product Family: Coffee machine

Aesthetics: Classic

Type: Automatic

Colour: Finger friendly stainless steel



TYPE

• Product Family: Coffee machine

• Type: Automatic

AESTHETICS



• Type of steel: Brushed

• Aesthetics: Classic
• Colour: Finger friendly stainless steel
• Glass Type: Eclipse

CONTROLS



• No. of controls: 2

• Display: 4,3" TFT colour soft touch
• Type of control setting: Touch control
• Controls colour: Steel effect

PROGRAMS / FUNCTIONS



• Water hardness: Yes
• Demo mode: Yes

• Pre-heat infuser function: Yes
• Automatic Cappuccino maker with separate tank for milk: Yes
• Lack of water signal: Yes
• Child lock: Yes

TECHNICAL FEATURES



• Removable water container: Yes
• Drip tray: Yes

• Height-adjustable coffee spout: Yes, 85-142 mm
• Cup holder: Yes, warmed
• Grinder: Semiprofessional stainless steel conical grinder
• Thermal carafe: Yes, stainless steel 0,5 L with autoclean system
• Coffee granule container capacity: 350 g
• Lights: 4
• Installation: On telescopic guides with soft closing

• Coffee granules compartment: Yes
• Ground coffee compartment: Yes
• Steam dispenser: Yes
• Used coffee waste container: Yes (14 single, 7 double)
• Brewing temperature: 88-96 °C
• Froth temperature: 60 °C
• Heating system: Thermoblock + Steamer
• Removable milk jug: Yes
• Pump pressure: 15 bar
• Water container capacity: 2.40 litres
• Light Type: LED
• Frontal approach: Yes

ELECTRICAL CONNECTION

• Current: 5.6 Amp
• Voltage (V): 220-240 V
• Plug type: C

• Nominal power: 1350 W
• Frequency (Hz): 50-60 Hz

LOGISTIC INFORMATION























• Width (mm): 595 mm

• Depth (mm): 470 mm

- Height (mm): 455 mm

For availability in specific countries please contact your [local agent](#) .



	Rinsing: There in an automatic rinsing with hot water when the coffee machine is switched on.
	Automatic switch on: It is possible to program automatic switch on of the machine to make it ready for use by the required time.
	Brewing temperature between 88 and 96°C.
	Three levels adjustable coffee temperature to taste the coffee on the temperature desired.
	Semiprofessional steamer with a dedicated heating element to manage the steam outlet. Suitable for recipes such as hot chocolate, punch, bombardino, vin brulé.
	Types of coffee: You can prepare the following types of coffee: Ristretto-Corto (small portion) /Normale (medium portion) / Lungo (large portion)
	The double coffee function makes possible to prepare two espresso at the same time with just one infusion cycle.
	Coffee beans: You can use coffee beans in the coffee machine with the possibility to adjust the coarseness of grind.
	Integrated cup warmer.
	Descaling function: Is essential to remove excess deposits of limestone in the tank and allow the proper operation of the product. The need to perform this operation is signaled by the product itself.
	Fingerprint proof stainless steel: Fingerprint proof stainless steel keeps stainless steel looking as good as new.
	Frontal approach: it possible to reach every point in the machine and extract any components with a single hand use.
	Milk froth temperature 60°C.
	Conical stainless steel coffee grinder.
	Ground coffee: You can use ground coffee or coffee beans in the coffee machine with the possibility to adjust the coarseness of grind.
	Compact appliances with a height of 45 cm - perfect solution to meet the functional requirements of kitchen sets of small height. Available in several types and in different styles.
	Hot water: Coffee machine can make hot water for tea or other hot drinks
	5 levels adjustable coffee intensity. This function makes possible to adjust the quantity of beans grounded in any infusion cycle.
	Five levels adjustable coffee length: espresso, normal, long, extra long and Americano.
	13 levels adjustable grinder.
	The machine guarantees to create different drinks: espresso, coffee, long, 2 x espresso, espresso macchiato, americano, cappuccino, cappuccino mix, caffelatte, latte macchiato, hot milk, flat white, hot water.
	The milk froth is adjustable through the thermal carafe knob.
	Stainless steel thermal carafe. It guarantees to maintain longer the milk fresh. Fitted with an auto-clean system and a knob to adjust the milk froth, it can be washed in the dishwasher.
	Touch controls: Easy to use touch controls allow the appliance to be programmed at the touch of a button.

