

ICBDEC3050RID



FEATURES

ClearSight™ LED lighting system fully illuminates the interior and reduces shadows

Sleek stainless accents trim the interior, matching the sophistication of the exterior

Easily customize settings—from lighting to humidity—with the tap of a finger via the conveniently accessible touch control panel

Position adjustable door shelves at various heights to accommodate assorted items

Sub-Zero offers an industry-leading full two-year warranty on appliances, along with a full five-year sealed system warranty

Accepts custom panels for an integrated look within cabinetry or stainless-steel accessory panels and handles to match other Sub-Zero and Wolf products

Split Climate™ intelligent cooling system revolutionizes Sub-Zero's already-superior preservation capabilities, keeping food even fresher for longer

Night Mode optimizes the interior lighting based on the detected ambient light, reducing the brightness by 90% in dim environments

Lift the base of the flip-up dairy compartments to store taller items on the shelf below

Nano coating lines the perimeter of each glass shelf to create a hydrophobic barrier that helps contain spills

The easily accessible NASA-inspired air purification system scrubs the air of ethylene and odor every 20 minutes

Delivers fresh-tasting, filtered water through an internal dispenser located discreetly within the refrigerator

ACCESSORIES

Air Purification Cartridge

Egg Container

Pro Handle

Reduced Toekick Divider

Stainless Steel Door Panel with Pro Handle and 4" Toe Kick - LH

Stainless Steel Door Panel with Pro Handle and 4" Toe Kick - RH

Stainless Steel Door Panel with Tubular Handle and 4" Toe Kick - RH

Stainless Steel Door Panel with Tubular Handle, Lock and 4" Toe Kick - LH

Stainless Steel Side Panel

Tubular Handle

Water Filter

Dual Installation Kits

Stainless Steel Dual Installation Kickplates



HANDLE ACCESSORIES

PRO



TUBULAR



PRODUCT DETAILS

REFRIGERATOR

- LED refrigerator lights
- 4 glass refrigerator shelves (3 adjustable; 1 stationary)
- 4 soft-close crisper drawers with adjustable dividers
- 5 door bins (3 adjustable; 2 stationary)
- 1 flip-up dairy compartment
- Internal water dispenser

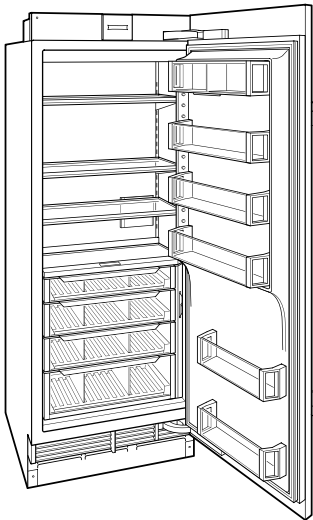
PRODUCT SPECIFICATIONS

Model	ICBDEC3050RID
Dimensions	762mmW x 2134mmH x 610mmD
Door Clearance	724mm
Weight	181 kg
Refrigerator Gross Capacity	529 L
Electrical Supply	220-240 VAC; 50/60 Hz
Electrical Service	≤ 4 A
Receptacle	3-prong grounding-type

PANEL SPECIFICATIONS For complete panels specifications including width/height, weight requirements and thickness requirements refer to Design Guide.

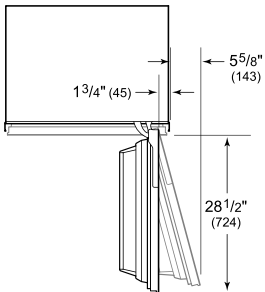
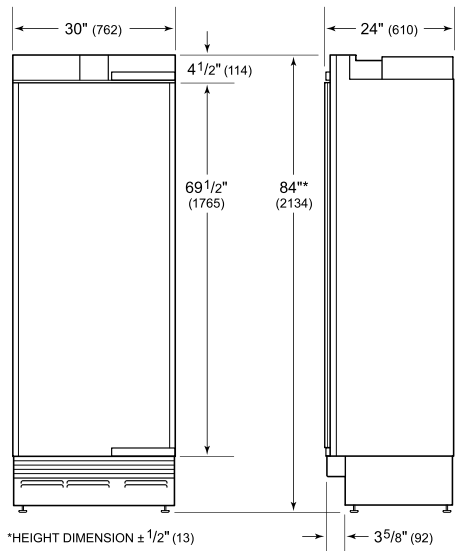
NOTE: Dimensions in parenthesis are in millimeters unless otherwise specified

INTERIOR VIEW



This illustration is intended for interior reference only and may not represent the exterior of the model being specified.

DIMENSIONS



GUIDE
ONLY.

THESE SPECIFICATIONS ARE A GUIDE ONLY. Not suitable for cabinetry, installation or services location.
SUB-ZERO AND WOLF OFFER A CUSTOMISED DESIGN CHECK SERVICE to ensure your new appliances are installed perfectly. Please contact our Customer Care team for further information regarding our Design Check Service, or for detailed product specification and installation advice.
Phone: 1300 808 859 Email: enquiries@subzero.com
Sub-Zero and Wolf Design Guides are also available via our website: www.subzero-wolf.com.au