

ICBCL3050W/O



FEATURES

- Store reds and whites in separate temperature zones that keep wines at proper serving temperatures, within one degree of setpoint
- Offers any-occasion-146-bottle capacity
- Full-extension wine racks provide easy access to standard-size bottles, half bottles, and magnums without agitating others
- UV-resistant glass door shields wine from harmful light
- Inventory tile system aids collection organization
- Touch control panel is conveniently located for easy access at the tap of a finger
- Accepts custom panels for an integrated look within cabinetry or stainless-steel accessory panels and handles to match other Sub-Zero and Wolf products
- Sub-Zero offers an industry-leading full two-year warranty on appliances, along with a full five-year sealed system warranty


ACCESSORIES

- Classic Dual Installation Kit
- Classic Dual Installation Kit With 60" Pro Louvered Grille
- Classic Dual Installation Kit With 66" Pro Louvered Grille
- 90° door stop
- Bulk storage drawer for wine in nontraditional containers
- Dessert wine rack
- Lock kit
- Wine inventory tiles
- Wine inventory tiles - writable
- Flush inset stainless steel front panel with tubular handle
- Flush inset stainless steel front panel with pro handle
- Flush inset stainless steel front panel with tubular handle
- Flush inset 76 cm solid stainless steel grille panel
- Stainless steel side panel
- Stainless steel pro handles
- Stainless steel tubular handles

Accessories are available through an authorized dealer.
For local dealer information, visit subzero-wolf.com/locator.



HANDLE ACCESSORIES

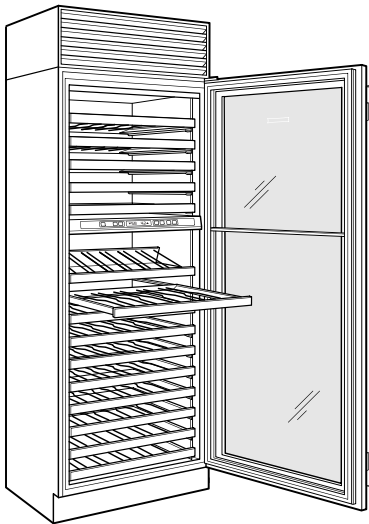


PRODUCT SPECIFICATIONS

Model	ICBCL3050W/O
Dimensions	762mmW x 2134mmH x 610mmD
Weight	202 kg
Electrical Supply	220-240 VAC; 50/60 Hz
Electrical Service	≤ 2 A
Wine Storage Capacity	146 Bottles
Receptacle	3-prong grounding-type

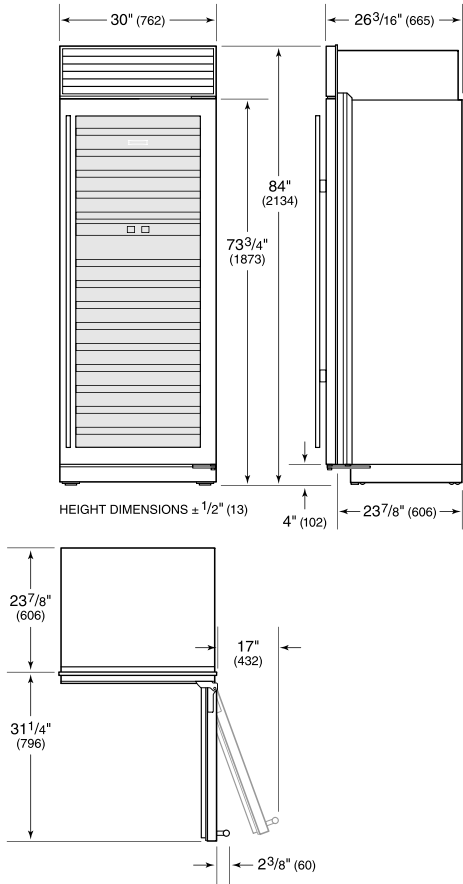
NOTE: Dimensions in parenthesis are in millimeters unless otherwise specified

INTERIOR VIEW



This illustration is intended for interior reference only and may not represent the exterior of the model being specified.

DIMENSIONS



GUIDE
ONLY.

THESE SPECIFICATIONS ARE A GUIDE ONLY. Not suitable for cabinetry, installation or services location.
SUB-ZERO AND WOLF OFFER A CUSTOMISED DESIGN CHECK SERVICE to ensure your new appliances are installed perfectly. Please contact our Customer Care team for further information regarding our Design Check Service, or for detailed product specification and installation advice.
Phone: 1300 808 859 Email: enquiries@subzero.com
Sub-Zero and Wolf Design Guides are also available via our website: www.subzero-wolf.com.au