

60cm Gas Cooktop with Black Glass Surface

ILBV604

MADE
IN ITALY24 MONTH
WARRANTY60CM
WIDESEMI-FLUSH
TOPHIGH
HEATBRASS
BURNERFLAME
FAILUREBEVELLED
GLASS

Bevelled Edge Finish

The entire outer edge of the hob is bevelled, bringing an appealing design finish to your kitchen surface.

Tempered Glass Surface

Constructed from an 8 mm sheet of tempered glass which provides stability, safety, strength, elegance and style to our range of gas on glass hobs.

Individual Cast Iron Trivets


The individual square-based trivets provide excellent stability for the pots. Thanks to their heavy duty construction, they are durable and long lasting.

Brass Burners

More efficient than regular burners, they provide improved gas flow and power use without increasing consumption.

Steel Burner Housing

The steel burner housing keeps glass away from heat source and collects liquid due to accidental spills.



Colour Palette



Black Glass

29112017



60cm Gas Cooktop with Black Glass Surface

ILBV604

Model ILBV604

4 Burner Gas Hob

Performance

- highly efficient Brass burners
- 1 simmer, 2 auxiliary & 1 rapid burners
 - front right simmer 1.0kW/h
 - front left rapid 3.0kW/h
 - 2 x rear semi rapid 1.7kW/h each

Features

- 8mm black tempered glass surface
- all four edges with elegant diamond-edged finish
- single handed electronic ignition
- easy clean removable burners and supports
- colour: black glass
- made in Italy

Safety

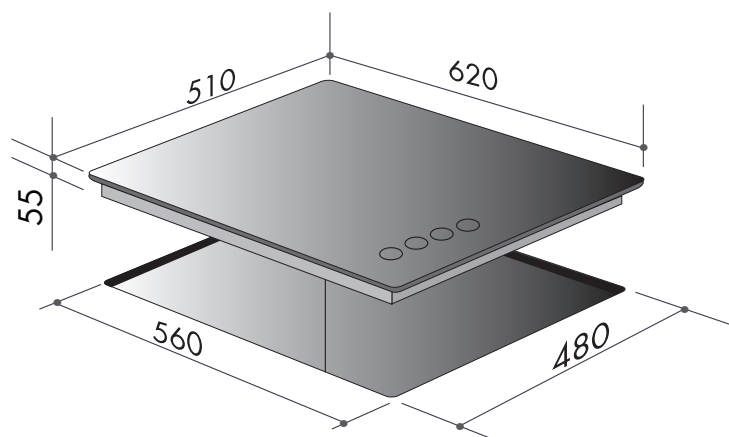
- flame failure safety device fitted to all burners

Standard accessories:

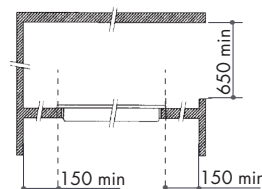
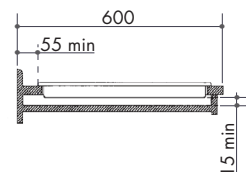
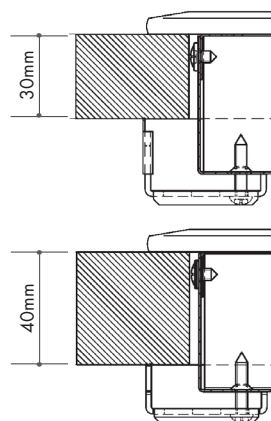
- cast iron adaptor for wok
- cast iron reducer for small pans

Power

- standard 10 AMP plug in power supply



NB: drawings are not to scale — they are to be used as a guide only.
For detailed installation instructions, please refer to user guide.



Model ILBV604

Power requirement: 10 AMP GPO
Total gas consumption: 29.60 MJ/h
Total electrical load: 0.6kW

Size: 620W x 510D x 55H
Cutout: 560W X 480D



For installation specifications, please consult with ILVE. For optimum installation, we recommend using the actual product as the best guide.

29112017

Australia National Telephone Number 1300 MYILVE (694 583) New Zealand Telephone Number 0508 458 369
ILVE showrooms are open Tuesday - Friday from 9am-5pm and Saturdays 10am-4pm. CLOSED Monday & Sunday

ilve.com.au

NSW & ACT (Head Office)

48-50 Moore Street
Leichhardt
F 02 8569 4699

VIC & SA

1211 Toorak Road
Camberwell
F 03 9809 2155

QLD

1/42 Cavendish Road
Coorparoo
F 07 3397 0850

WA & NT

Unit 10/55 Howe Street
Osborne Park
F 08 9201 9188

TAS (Crisp Ikin)

3 Pear Avenue
Derwent Park, 7009
P 03 6272 7386

New Zealand

PO Box 11.160
Sockburn Christchurch
F 03 344 5906

DISCLAIMER

Eurolinx PTY LTD, trading as ILVE Appliances, is continually seeking ways to improve the design specifications, aesthetics and production techniques of its products. As a result alterations to our products and designs take place continually. Whilst every effort is made to produce information and literature that is up to date, this brochure should not be regarded as an infallible guide to the current specifications, nor does it constitute an offer for the sale of any particular product. Product dimensions indicated in our literature is indicative only. Actual product only should be used to define dimension cutouts. Distributors, and retailers are not agents of ILVE Appliances and are not authorized to bind ILVE Appliances by any express or implied undertaking or representation.