

ICBDEC2450W



## FEATURES

Easily customize settings with the tap of a finger via the conveniently accessible touch control panel

Store reds and whites in separate temperature zones that keep wines at proper serving temperatures, within one degree of setpoint

Full-extension wine racks provide easy access to standard-size bottles, half bottles, and magnums without agitating others

UV-resistant glass door shields wine from harmful light

Inventory tile system aids collection organization

Sub-Zero offers an industry-leading full two-year warranty on appliances, along with a full five-year sealed system warranty

Accepts custom panels for an integrated look within cabinetry or stainless-steel accessory panels and handles to match other Sub-Zero and Wolf products

## ACCESSORIES

24" Bulk Storage Drawer


Dessert Wine Rack

Door Lock Kit

Wine Inventory Tiles

Wine Inventory Tiles-Writable

Accessories are available through an authorized dealer.  
For local dealer information, visit [subzero-wolf.com/locator](https://subzero-wolf.com/locator).



## HANDLE ACCESSORIES

PRO



TUBULAR



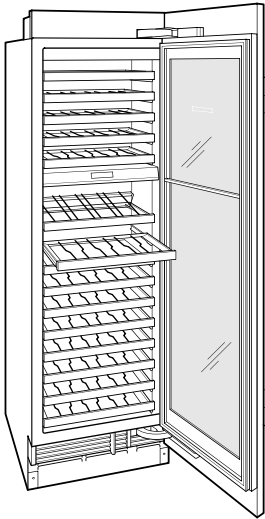
PRODUCT SPECIFICATIONS

Model	ICBDEC2450W
Dimensions	610mmW x 2134mmH x 610mmD
Door Clearance	572mm
Weight	185 kg
Electrical Supply	220-240 VAC; 50/60 Hz
Electrical Service	≤ 2 A
Receptacle	3-prong grounding-type

**PANEL SPECIFICATIONS** For complete panels specifications including width/height, weight requirements and thickness requirements refer to Design Guide.

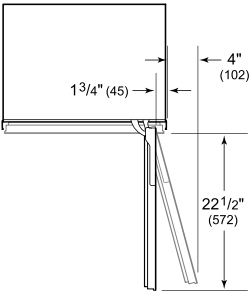
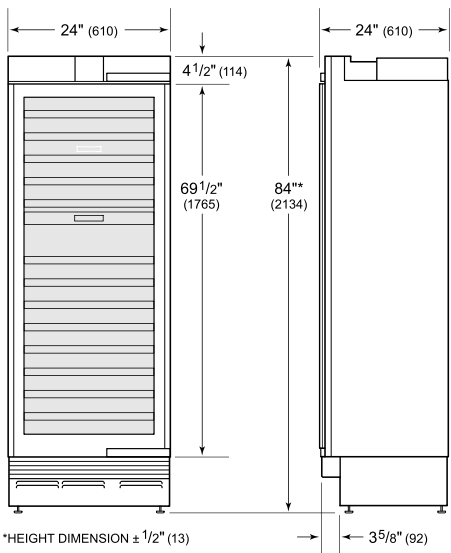
**NOTE:** Dimensions in parenthesis are in millimeters unless otherwise specified

INTERIOR VIEW



This illustration is intended for interior reference only and may not represent the exterior of the model being specified.

DIMENSIONS



GUIDE  
ONLY.

**THESE SPECIFICATIONS ARE A GUIDE ONLY.** Not suitable for cabinetry, installation or services location.  
SUB-ZERO AND WOLF OFFER A CUSTOMISED DESIGN CHECK SERVICE to ensure your new appliances are installed perfectly. Please contact our Customer Care team for further information regarding our Design Check Service, or for detailed product specification and installation advice.  
Phone: 1300 808 859 Email: [enquiries@subzero.com](mailto:enquiries@subzero.com)  
Sub-Zero and Wolf Design Guides are also available via our website: [www.subzero-wolf.com.au](http://www.subzero-wolf.com.au)