

496L bottom freezer refrigerator, natural stainless steel

RRP AUS \$2,099.00 AUS \$2,099.00



Product Details

FEATURES

Flat Door Design	Pocket Handles	Full-width humidity controlled crisper bin	Spillsafe™ glass shelves
FamilySafe™ lockable compartment	Twist Ice & Serve Dispenser	Easy-Glide Telescopic Freezer Drawer Runners	Fingerprint Resistant Real Stainless Steel
LED lighting	Blue feature lighting	Multi-flow air delivery system	Frost free
More environmentally friendly refrigerant (R600a)	Internal electronic controls	Quick chill function	Temperature sensor
Service mode with diagnostics feature	Door alarm	Egg tray	Rear rollers
Adjustable front rollers	Hidden hinges		

BENEFITS

Understanding new capacity and energy ratings
 From the 15th August 2021, the way refrigerators are tested to calculate Energy Star Ratings and energy consumption have changed. This means that the capacity and energy rating calculations have changed, however the product remains unchanged. Be sure to check all new ratings to ensure that your comparisons are consistent with the new standards.

Stylish Design
 Crafted with ultra-modern flat doors, elegant handle options and your choice of Dark or Natural Real Stainless Steel or white your fridge will be the centrepiece of your kitchen. (Options vary by model)

Energy Efficiency

Our range has been designed to be energy efficient*, reducing your electricity usage and so helping you to care for the environment around you. (Energy ratings and running costs vary by model) *Designed to meet MEPS AS/NZS4474.

FreshSeal Crispers

Our FreshSeal Crispers have advanced seals, and with humidity control you get better flexibility to look after your food the right way. Our seals assist in preventing moisture loss, while the humidity control lets you provide a better environment for fresher tasting food.

FlexStor Adjustable Door Bins

When life gets busy, flexibility is a life saver. That's why Westinghouse created the FlexStor system. The adjustable door bins allow for quick and easy adjustment whenever or however you need it. We make it easy to do more with your fridge.

SpillSafe™ Glass Shelves

Spills happen, but when they do, the world doesn't have to end. The Westinghouse SpillSafe™ glass shelves help with the mess by containing the spilt liquid to one shelf, so you have less to clean.

Easy-Glide Telescopic Runners

You don't know it yet but you'll love the easy glide telescopic runners in our freezers. They're easy to open and close and when fully extended provide superior access to your frozen foods. No matter how much food you have stored, they'll always run smoothly.

Specifications

PRODUCT PROFILE

Domestic warranty details (yrs)	2
Additional domestic warranty for the sealed refrigeration system only (yrs)	3
Refrigerator Type	bottom mount
Exterior door finish	Stainless steel
Handle design	integrated
Fridge door opening	left or right
Cooling system	frost free
Refrigerant	R600a
Compressor	Inverter

DIMENSIONS

Total height (mm)	1725
Cabinet height (mm)	1718
Total width (mm)	796
Cabinet width (mm)	790
Total depth (mm)	723
Cabinet depth (mm)	641
Depth door open 90degree (mm)	1457
Food Compartment Capacity AS/NZS IEC 62552-3 (L)	351
Freezer Compartment Capacity AS/NZS IEC 62552-3 (L)	145
Total Capacity AS/NZS IEC 62552-3 (L)	496
Food compartment capacity (gross in litres)	361
Freezer compartment capacity (gross in litres)	167

ENERGY

Energy Star Rating AS/NZS IEC 62552-3	5
Energy Consumption AS/NZS IEC 62552-3 (kWh/year)	309
Energy Star Rating AS/NZS 4474.2:2009	4.5
Energy consumption AS/NZS 4474.2:2009 (kWh/yr)	324

FOOD COMPARTMENT

SHELVING

Shelf material	glass
Type of shelf	spill safe shelf,adjustable shelf

DIMENSIONS

Total Gross Capacity (L)	528
Food compartment capacity (net in litres)	348
Total Net Capacity (L)	490

REFRIGERATOR SYSTEM

Controls	electronic (without display)
Controls location	internal
Controls type	touch
Control functions	quick freeze function
Door alarm	fridge

CRISPERS

Crisper lid/shelf	glass
Crispers Runner system	suspended
Full width crisper	1

Crisper features	humidity controlled
------------------	---------------------

LIGHTING

Feature lighting	blue LED
Main light	LED

SPECIAL COMPARTMENTS

Family Safe lockable compartment	1
----------------------------------	---

FREEZER COMPARTMENT

ICE FACILITY

Twist ice and serve	2
---------------------	---

FOOD COMPARTMENT DOOR

BINS

Deep bottle bin	1
Shallow bin	1

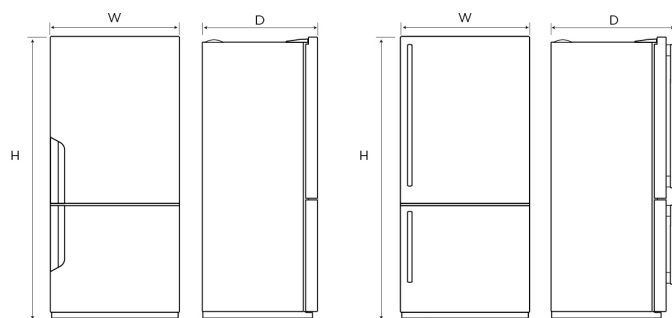
OTHER PROPERTIES

Seals	removable,mould resistant
-------	---------------------------

BASKET/DRAWER

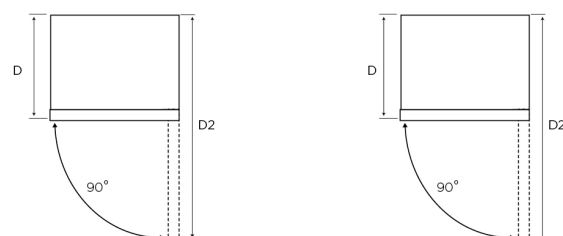
Full width freezer drawer	2
3/4 width freezer drawer	1
Basket/Drawer runner system	telescopic

Dimensions

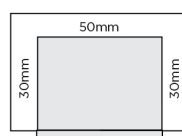
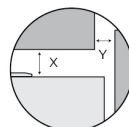


WBE5300BC/ SC/ WC
WBE4500BC/ SC/ WC

WBE5304BC/ SC
WBE4504BC/ SC

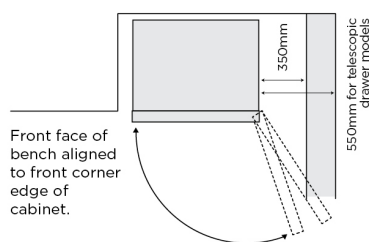


Minimum Recommended Airspaces



If you have a cupboard above the refrigerator with a rear gap of less than 100mm (Y), recommended minimum clearance at the top of the refrigerator increases from 30mm to 70mm (X).

Please note: Doors are designed to sit proud of cabinetry (not flush).



When positioned in a corner area, clearance of at least 350mm on the hinge side will allow the doors to open enough to enable the removal of bins and shelves. This required clearance increases to 550mm for those models with telescopic extension slide-out bins.

Dimensions	Product Height (H)	Product Width (W)	Product Depth (D)	Product Depth (Door Open) (D2)
WBE5300BC/ SC/ WC	1725	796	723	1457
WBE5304BC/ SC	1725	796	769	1457
WBE4500BC/ SC/ WC	1725	699	723	1360
WBE4504BC/ SC	1725	699	769	1360

Airspace	Side - both	Top	Behind
WBE5300BC/ SC/ WC	30	50	50
WBE5304BC/ SC	30	50	50
WBE4500BC/ SC/ WC	30	50	50
WBE4504BC/ SC	30	50	50

IMPORTANT

These dimensions are a guide only. All measurements are in millimetres (mm). For complete installation instructions, refer to the manual provided with product.
© 2021 Electrolux Home Products Pty Ltd. ABN 51 004 762 341. W_DIM_LBM_Oct21

Terms and Conditions

IMPORTANT

This is a guide of product dimensions only. For complete installation instructions, refer to the manual provided with product.

PRODUCT INFORMATION

The descriptors and illustrations in this publication apply to the specific products and models described as at the date of issue. Under our policy of continuous product development, product specifications may change without notice. Prospective purchasers should therefore check with their retailer to ensure this publication correctly describes the products that are being offered for sale. All information supplied is to be used for general reference purposes only and is on the understanding that Electrolux Home Products Pty Ltd (Australia) and Electrolux (NZ) Ltd (New Zealand) will not be liable for any loss, liability or damage of whatever kind arising as a result of reliance on such information. Colours of products illustrated are as close as printing limitations allow. Electrolux will at all times comply with its obligations pursuant to law including Trade Practices (Australian Consumer Law) Act and Regulations.

WARRANTY

This warranty only applies to Appliances purchased and used in Australia or New Zealand and used in normal domestic applications and is in addition to (and does not exclude, restrict, or modify in any way) any non-excludable statutory warranties in Australia or New Zealand. All warranties are subject to the conditions set out in the warranty card accompanying the product when purchased.

ELECTROLUX HOME PRODUCTS AUSTRALIA

telephone: 1300 363 640

fax: 1800 350 067

email: customercare@electrolux.com.au

web: www.electrolux.com.au

ELECTROLUX HOME PRODUCTS NEW ZEALAND

telephone: 09 573 2230

fax: 09 573 2221

email: customercare@electrolux.co.nz

web: www.electrolux.co.nz