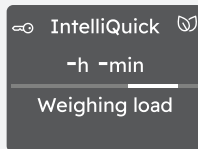


Special functions

Program the UltimateCare Washer settings at a touch to deliver outstanding results with every wash.

IntelliQuick function

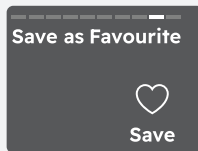
IntelliQuick function automatically selects the ideal cycle for your load size. IntelliQuick encompasses the following cycles: Quick 15, Daily 39, and Full Wash 45.



1. Power on the appliance and select IntelliQuick function.
2. Load your clothes.
3. Start your wash and the appliance will sense your load weight and select the right washing time.

Save Favourite program

Follow the instructions below to save frequently used settings as Favourites.



1. Select the program and set to your desired settings.
2. Press on menu button and turn dial to navigate to 'Save as Favourite'.
3. To save Favourite program, tap on the right key.

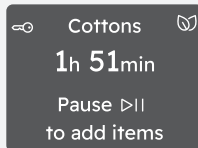
To recall the Favourite wash program, turn dial counter clockwise to select your program.

Manage your Favourites with our app

You can also save Favourites using our app and send them to the appliance.

Flexibility to add forgotten clothes

When you see 'Pause to add item' on the display, you can tap on Start/Pause button to pause the wash.



Wait for the door to unlock, and you can open door to add clothes. Press the Start/Pause button again to resume the wash cycle.



Note: 'Pause to add item' is only available for the first 10 minutes after you have started washing.

Control your appliance with your smartphone

Before you begin connecting, ensure that the WiFi router is turned on, and you have the password at hand.

1. Install our app on your device.
2. Follow the steps on the app to connect your appliance.
3. Once you're connected, you will be able to:
 - Control your machine remotely
 - Create Favourite programs
 - Show or hide programs on the appliance
 - Schedule the start of your washing and/or drying





G0050809-001-A28713119

Remote start functions

Remote start

When our app is installed and the wireless connection is complete, you can start and stop a program remotely by activating Remote start.

Turn on Remote start

1. Press the  Remote start button.
2. Within 10 seconds, A confirmation request appears in the display. Press OK (Right key) to begin the functions and the indicator  on button will light up.

Turn off Remote start

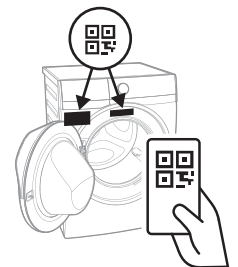
Press the  Remote start button. The  icon is off and the Remote start is disabled.



Quick Start Guide

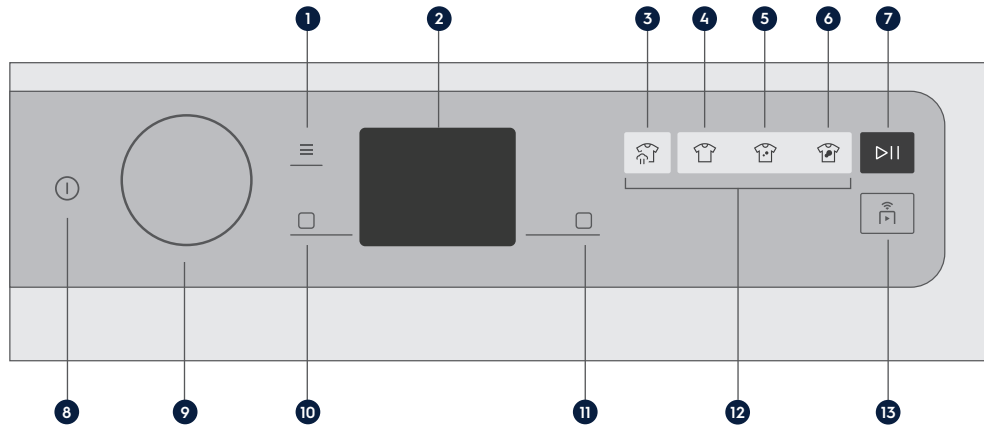
UltimateCare 900 Series Washer

Scan to register and for full User Manual, or visit electrolux.com



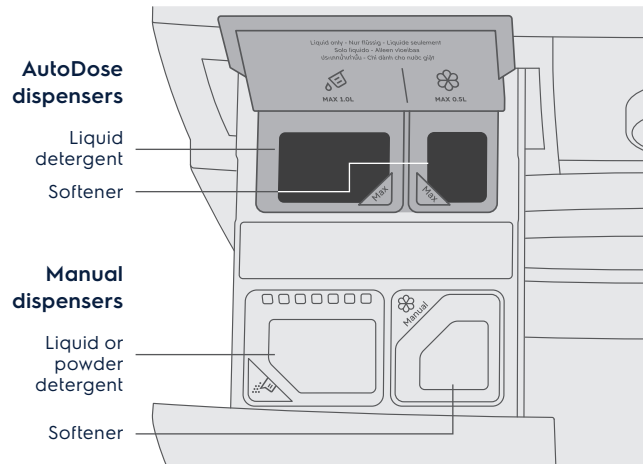
Understanding your appliance

Control panel



- 1 Menu
- 2 Display
- 3 Vapour Refresh
- 4 Light
- 5 Regular
- 6 Intensive
- 7 Start/Pause
- 8 Power
- 9 Dial
- 10 Left key
- 11 Right key
- 12 SmartSelect wash options
- 13 Remote start

AutoDose dispenser setup



On first usage, your appliance will provide guidance to set up the AutoDose dispenser.

Fill the AutoDose dispensers with liquid detergent and softener to start using the Washer.



Tip: The right-hand detergent dispenser can be set up for softener, a second detergent, or linked to the dispenser on the left to store the same detergent.

Start using your Washer

1. Tap the power button and load your clothes into the machine.
2. Turn the dial to select a program.
3. Tap on one of the SmartSelect wash options to set the desired wash level.



Note: Due to new legislation, two separate controls need to be activated in order to start the machine. Confirm starting by pressing OK when asked.

4. Press the Start button.
5. A confirmation request appears in the display. Press OK (Right key) to begin the program. Your Washer's AutoDose dispenser will automatically dispense the precise amount of detergent.

To add more washing options, tap on the menu button and turn the dial to navigate through options.

Program chart

Select the program based on the load size and soil level.

Program	Max. Load (Dry clothes)	Type of load and soilage level
Cottons	Max.	White and coloured cotton. Normal/heavy soilage.
Eco Cottons	Max.	Low energy program for cottons. Reduces temperature and extends washing time.
IntelliQuick	Max.	Lightly soiled coloured cottons. Automatic cycle time adjustment based on load size.
Quick 15	1.5kg	Lightly soiled synthetics or mixed fabrics.
DelicatesPlus	4kg	Delicate fabrics. Thin cottons, acrylics, viscose and polyester.
Wool	2 kg	Woollen garments with 'non-shrink, machine washable' label.
Bedding	3 kg	Synthetic blanket, duvet and bedspread.
Baby Care	4 kg	Baby cotton clothes and delicate knitted items.
Sanitise	Max.	Swissatest certified cycle. Removes 99.9% of common bacteria and viruses.
Easy Iron	4 kg	Reduce creases for easy ironing.
Vapour Refresh	1.5 kg	Removes odours and smoothes out creases using vapour.

Program and max capacity may vary based on model. Refer to User Manual for details.