

ICBDEU2450W



FEATURES

Fully customizable exterior, accepting custom panels for an integrated look within cabinetry or stainless steel accessory panels and handles to coordinate other Sub-Zero, Wolf, and Cove appliances

Seamlessly integrating anywhere, undercounter wine storage adds comfort to your master suite, creates a corner for libations in the study—the options are endless

Offers 42-bottle capacity

Intuitive, touch control panel offers ergonomic, convenient access to settings

Store reds and whites in separate temperature zones that keep wines at proper serving temperatures, within one degree of setpoint

Full-extension wine racks provide easy access to standard-size bottles, half bottles, and magnums without agitating others

Dual evaporators maintain constant, moderate humidity so corks do not dry out

UV-resistant glass door shields wine from harmful light

Soft-on LED lighting fully illuminates the interior when the door is open and can be adjusted to four unique stand-by accent lighting settings

Inventory tile system aids collection organization

ACCESSORIES

Custom panel lock kit

Dual install kit - handle-to-drawer

Dual install kit - handle-to-handle

Stainless Steel Pro Handles

Stainless steel dual kickplate

Stainless Steel Tubular Handles

Wine inventory tiles

Wine inventory tiles - writable

Stainless steel glass door panels



HANDLE ACCESSORIES

PRO



TUBULAR




PRODUCT SPECIFICATIONS

Model	ICBDEU2450W
Dimensions	610mmW x 876mmH x 587mmD
Door Clearance	673mm
Weight	88 kg
Electrical Supply	220-240 VAC; 50/60 Hz
Electrical Service	≤ 2 A
Wine Storage Capacity	42 Bottles
Receptacle	grounding-type

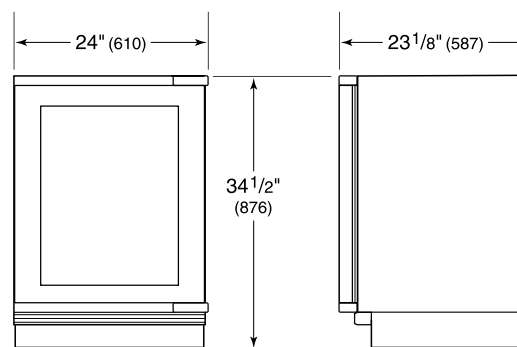
NOTE: Dimensions in parenthesis are in millimeters unless otherwise specified

INTERIOR VIEW

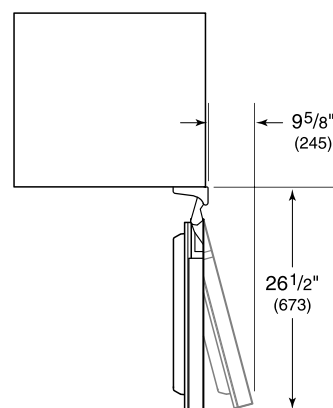


This illustration is intended for interior reference only and may not represent the exterior of the model being specified.

DIMENSIONS



HEIGHT DIMENSIONS ± 1/2" (13)



**GUIDE
ONLY.**

THESE SPECIFICATIONS ARE A GUIDE ONLY. Not suitable for cabinetry, installation or services location.

SUB-ZERO AND WOLF OFFER A CUSTOMISED DESIGN CHECK SERVICE to ensure your new appliances are installed perfectly. Please contact our Customer Care team for further information regarding our Design Check Service, or for detailed product specification and installation advice.

Phone: 1300 808 859 Email: enquiries@subzero.com

Sub-Zero and Wolf Design Guides are also available via our website: www.subzero-wolf.com.au

Specifications are subject to change without notice. This information was generated on October 6, 2021. Verify specifications prior to finalizing your cabinetry/enclosures.