

iQ700  
ER3A6AD70A  
30 cm Domino gas cooktop with  
integrated control, Black ceramic glass



Gas cooktop with stepFlame Technology for precise flame control in nine steps.

- ✓ stepFlame Technology: precise heat control with nine different flame steps.
- ✓ The 7-segment display informs about the chosen power level.
- ✓ The dual wok burner with dual flame system and 22 MJ/h of power is ideal for a wide variety of foods, even in large quantities.
- ✓ Dishwasher proof pan supports are extremely easy to remove and clean in the dishwasher.
- ✓ High-quality materials and workmanship – continuous cast-iron pan supports.

Features

Technical Data

Product name/family : Vario/Domino gas hob w control  
Built-in / Free-standing : CONSTR\_TYPE.Built-in  
Energy input : Gas  
Total number of positions that can be used at the same time : 1  
Required niche size for installation (HxWxD) : 45 x 270 x 490-500  
Width of the product (mm) : 302  
Dimensions of the product (mm) : 45 x 302 x 520  
Dimensions of the packed product (HxWxD) (mm) : 185 x 578 x 385  
Net weight (kg) : 7.0  
Gross weight (kg) : 8.0  
Residual heat indicator : Separate  
Location of control panel : Hob front  
Basic surface material : Ceramic  
Color of surface : Black, Stainless steel  
Color of frame : Black, Stainless steel  
Approval certificates : Australia Standards, Australia Standards  
Length electrical supply cord (cm) : 100  
EAN code : 4242003742648  
Electrical connection rating (W) : 2  
Gas connection rating (W) : 6000  
Current (A) : 3  
Voltage (V) : 240  
Frequency (Hz) : 50

Optional accessories

HZ394301 Connecting strip  
HZ298105 Simmer plate

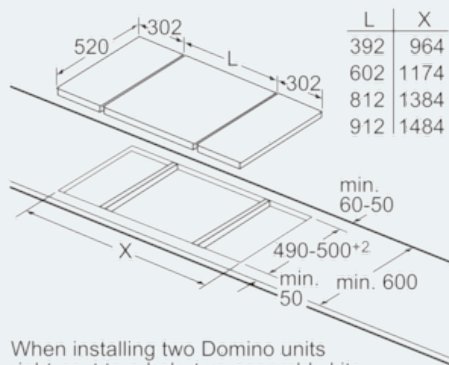


**iQ700**  
**ER3A6AD70A**  
**30 cm Domino gas cooktop with**  
**integrated control, Black ceramic glass**

Features	
<p><b>Design</b></p> <ul style="list-style-type: none"><li>• Black ceramic glass surface</li><li>• Enamelled cast-iron pan supports with non-scratch rubber feet</li><li>• Design burner - special flat design</li><li>• Can be combined with Domino ceramic cooktops.</li></ul> <p><b>Comfort &amp; Convenience</b></p> <ul style="list-style-type: none"><li>• StepFlame (9 steps)</li><li>• Electronic display</li><li>• sword knobs</li><li>• Easy to clean Black ceramic glass surface</li><li>• One-hand ignition</li><li>• Dishwasher safe pan supports</li></ul> <p><b>Size &amp; Power</b></p> <ul style="list-style-type: none"><li>• Dual flame wok burner</li><li>• Center front: Wok burner 22 Mj/h</li></ul> <p><b>Safety and Environment</b></p> <ul style="list-style-type: none"><li>• Residual heat indicator</li><li>• Preset to natural gas (10mbar)</li><li>• Flame failure device fitted to each individual burner</li></ul> <p><b>Supplied Accessories</b></p> <ul style="list-style-type: none"><li>• Liquid gas nozzles (28-30/37mbar) included</li></ul> <p><b>Dimensions (WxD)</b></p> <ul style="list-style-type: none"><li>• 30 cm width</li><li>• Installation measurements: 270 mm x 490 mm</li><li>• Power cord length: 100 cm with plug</li></ul>	

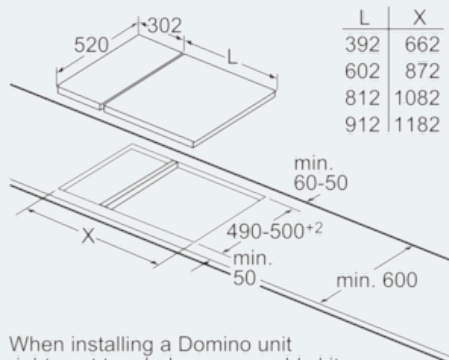
**iQ700**  
**ER3A6AD70A**  
**30 cm Domino gas cooktop with**  
**integrated control, Black ceramic glass**

Dimensioned drawings



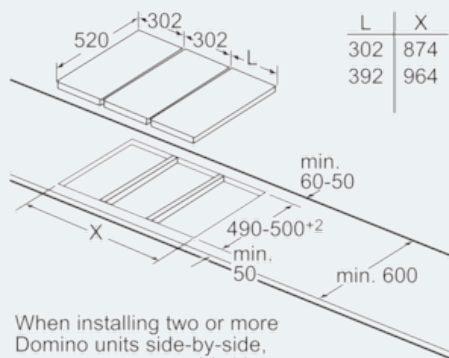
When installing two Domino units right next to a hob, two assembly kits (HZ394301) are required.

measurements in mm



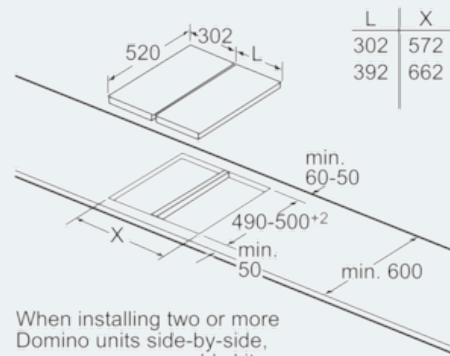
When installing a Domino unit right next to a hob, an assembly kit (HZ394301) is required.

measurements in mm



When installing two or more Domino units side-by-side, one or more assembly kits are required (2 units = 1 assembly kit, 3 units = 2 assembly kits, etc).

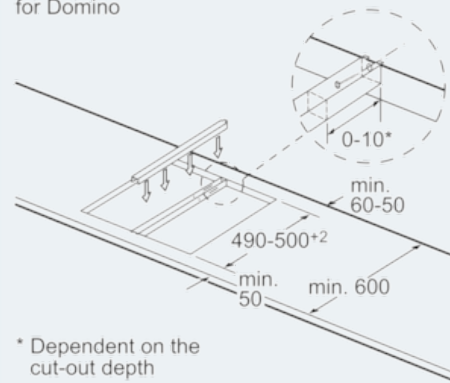
Measurements in mm



When installing two or more Domino units side-by-side, one or more assembly kits are required (2 units = 1 assembly kit, 3 units = 2 assembly kits, etc).

Measurements in mm

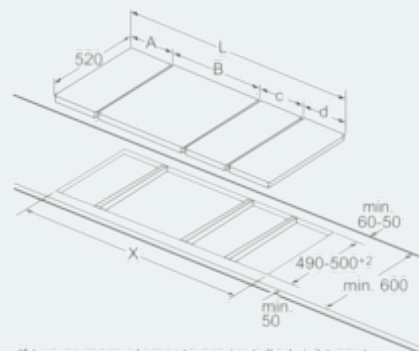
Assembly kit (HZ394301) for Domino



\* Dependent on the cut-out depth

Measurements in mm

Picture for the table Domino combination possibilities with corresponding devices and cutout dimensions



If two or more elements are installed right next to one another, one or several installation kits are required (2 elements 1 installation kit, 3 elements 2 installation kits, etc.).

Cutout dimension (X) depending on the combination see table:

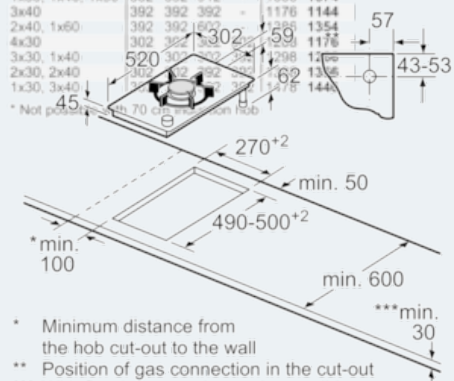
## ER3A6AD70A

## 30 cm Domino gas cooktop with integrated control, Black ceramic glass

Domino combination options with corresponding appliance and cut-out dimensions

Width type:	30	40	60	70	80	90
Appliance width:	302	392	602	710	812	912

	A	B	C	D	L	X
2x30	302	302	-	-	604	572
1x30, 1x40	302	392	-	-	694	662
1x30, 1x60	302	602	-	-	904	874
1x30, 1x70*	302	710	-	-	1012	980
1x30, 1x80	302	812	-	-	1114	1082
1x30, 1x90	302	912	-	-	1214	1182
2x40	392	392	-	-	784	752
1x40, 1x60	392	602	-	-	994	962
1x40, 1x70*	392	710	-	-	1027	1070
1x40, 1x80	392	812	-	-	1204	1172
1x40, 1x90	392	912	-	-	1304	1272
3x30	302	302	302	-	906	874
2x30, 1x40	302	302	392	-	996	964
2x30, 1x60	302	302	602	-	1206	1174
2x30, 1x70*	302	302	710	-	1314	1282
2x30, 1x80	302	302	812	-	1416	1384
2x30, 1x90	302	302	912	-	1516	1484
1x30, 2x40	302	392	392	-	1086	1054
1x30, 1x40, 1x60	302	392	602	-	1296	1264
1x30, 1x40, 1x70*	302	392	710	-	1404	1372
1x30, 1x40, 1x80	302	392	812	-	1506	1474
1x30, 1x40, 1x90	302	392	912	-	1606	1574
3x40	392	392	392	-	1176	1144
2x40, 1x60	392	392	602	-	1386	1354
4x30	302	302	302	302	1206	1176
3x30, 1x40	302	302	392	392	1296	1266
2x30, 2x40	302	392	392	392	1386	1356
1x30, 3x40	302	392	392	392	1476	1446



- \* Minimum distance from the hob cut-out to the wall
- \*\* Position of gas connection in the cut-out
- \*\*\* With fitted oven underneath, possibly more; see space requirements for the oven

measurements in mm