

Ideal WashStation™ 4S

SPECIFICATIONS

THEGALLEY®
REINVENT YOUR KITCHEN

IWA-4-S-BA



Natural Golden Bamboo / Exclusive Gray Resin

IWA-4-S-GT



Graphite Wood Composite / Graphite Resin

IWA-4-S-WH



Designer White Resin*

IWA-4-S-GR



Exclusive Gray Resin*

Specifications

Single bowl
Users: 1
Wash Tools included: Four
Galley Tap recommended: One
Outside dimensions: 1156 mm x 495 mm x 262 mm
Countertop cutout: 1130 mm x 457 mm
Basin area: 1118 mm x 406 mm
Minimum cabinet size: 1219 mm

Wash Tools included (WKT-4T)



(1) Upper Tier
Drying Rack
235 x 457 mm
DR-09-U-xx



(1) Lower Tier
Wash Caddy
152 x 432 mm
WC-06-L-xx



(1) Lower Tier
Wash Bowl
305 x 432 mm
WB-12-L-xx



(1) Upper Tier
Utensil Caddy
152 x 457 mm
UC-06-U-xx

Basin (KSO-4-S-SS)

16GA 316L stainless steel indoor/outdoor
SilentArmor™ sound reduction technology
Angel finish
Two tier design
Star™ groove pattern
Reversible side drain
Drain cover included
Limited Lifetime Warranty
Made in the USA
ASME A112.19.3/CSA B45.4 certified

Personalize Your IWA-4-S

Add 178-304 mm length
Add 25-152 mm length
Add 457 mm DryDock
Add 305 mm DryDock

Apron front
229 mm depth
Center drain

Galley Tap collection
Optional Culinary Tools
*Color coded labels available

Upper Deck™


Upper Deck cover set **UD-4-2P-GT/BA/GR/WH** Graphite, Bamboo, Gray or White Resin



610 mm 610 mm



Upper Deck sections Graphite, Bamboo, Gray or White Resin



UD-24-I-GT/BA/GR/WH



UD-12-I-GT/BA/GR/WH



Recommended Basin Accessories

Bottom Grate set **BG-4-S-2-SS** Stainless Steel



279 mm 800 mm

Manual Strainer Basket

M-DRN-MSS Angel Finish 304 Stainless Steel



Disposal Flange Strainer Basket

G-DRN-MSS Angel Finish 304 Stainless Steel



Auto Strainer Basket Angel Finish 304 Stainless Steel with Polished or Matte knob

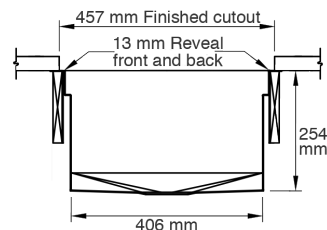


A-DRN-MSS shown

A-DRN-PSS
A-DRN-MSS

THEGALLEY®
REINVENT YOUR KITCHEN

Technical drawing of a rectangular plate with a central circular hole and four radial slots. The drawing shows the outside dimensions (1156 mm by 495 mm), cutout dimensions (1130 mm by 457 mm), and inside dimensions (1118 mm by 432 mm). The central hole has a diameter of 19 mm. The radial slots are 203 mm wide and 203 mm deep. The plate has a thickness of 32 mm.



Note: Tap Placements are for right hand or left hand drain orientation

Call 800.375.4255 or email customerservice@thegalley.com for additional guidance on Tap and Tap Accessory placements.

C.O. 1130 mm

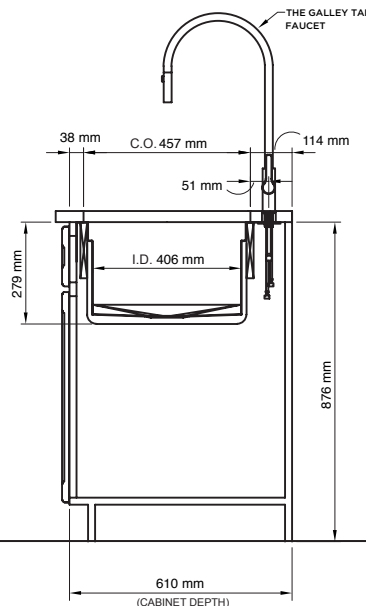
6 mm REVEAL
LEFT AND RIGHT

I.D. 1118 mm

254 mm

CABINETS ARE
TYPICALLY CUSTOM
MADE FOR GALLEY
DIMENSIONS. FOR
EXISTING CABINETS,
TRIM INTERIOR
BULKHEADS APPROX.
280 mm TO CLEAR
SINK DEPTH.

1219 mm
(CABINET LENGTH)



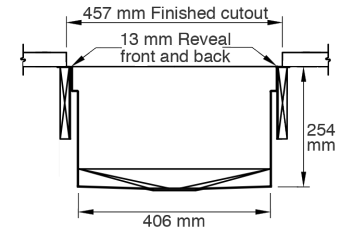
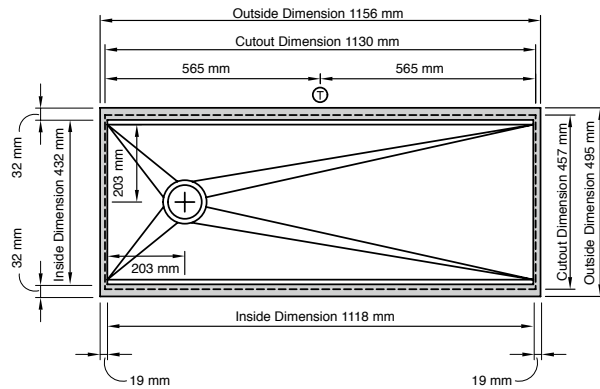
**Questions? For additional assistance, please contact
The Galley's Customer Service Department at 800.375.4255**

Ideal WashStation™ 4S

SPECIFICATIONS | Left Hand Drain Orientation

THEGALLEY®
REINVENT YOUR KITCHEN

Tap Hole Specifications



SUGGESTED GALLEY TAP PLACEMENT GUIDE

Suggested maximum inside corner radius of countertop cutout 9.5 mm

① Galley Tap 35 mm min to 38 mm max hole diameter

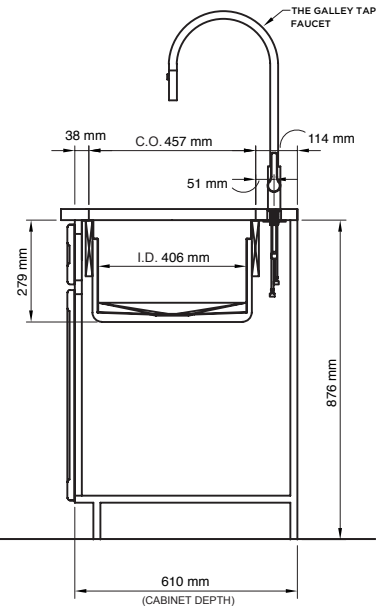
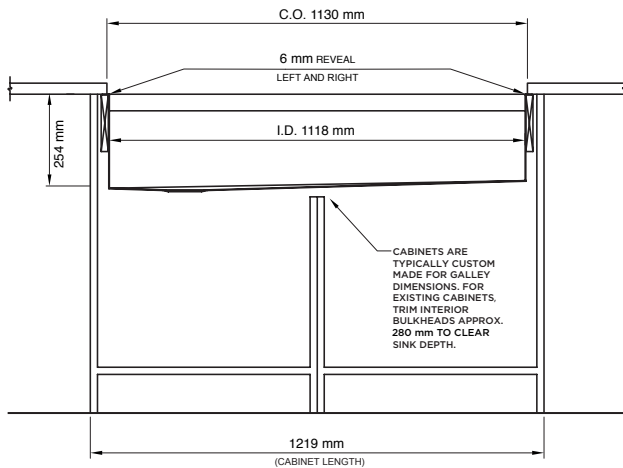
Center Tap hole diameters 51 mm behind cutout

Note: Galley Hot & Cold Tap requires a minimum 203 mm clearance to center if installed to the right of the Galley Tap

Note: Tap Placements are for right hand or left hand drain orientation

Call 800.375.4255 or email customerservice@thegalley.com for additional guidance on Tap and Tap Accessory placements

Countertop Cutout Plan



STAINLESS STEEL COMPLIANCE ASME A112. 19.3-2008/CSA B45.4-08

WE RESERVE THE RIGHT TO MAKE REVISIONS WITHOUT NOTICE IN THE DESIGN OF PRODUCTS OR IN PACKAGING UNLESS THIS RIGHT HAS SPECIFICALLY BEEN WAIVED AT THE TIME THE ORDER IS ACCEPTED.

DWG and DXF templates available on our website:

TheGalley.com/specification-library

Questions? For additional assistance, please contact
The Galley's Customer Service Department at 800.375.4255