


iQ700

EX875LX34E

Induction hob with extractor, autarkic  
Stainless Steel side trim with bevelled  
front edge  
812 mm

A



## Induction cooktop with integrated ventilation unit.

- ✓ flexInduction adapts the cooking zones to different cookware and pots up to 24 cm diameter – for more flexibility.
- ✓ powerMove Plus enables intuitive control thanks to three heating zones with different temperatures, just by moving the pan
- ✓ dual lightSlider lets you easily and intuitively operate the hob.
- ✓ iQdrive: powerful and quiet extraction of steam.
- ✓ The climateControl Sensor monitors steam and odors and adjusts the power level automatically.

## Features

### Technical Data

Product name/family : Cooking zone ceramic

Energy input : Electric

Required niche size for installation (HxWxD) : 198 x 780-780 x 490-490

Width of the product (mm) : 812

Dimensions of the product (mm) : 198 x 812 x 520

Dimensions of the packed product (HxWxD) (mm) : 340 x 770 x 940

Net weight (kg) : 27.170

Gross weight (kg) : 33.0

Residual heat indicator : without

Location of control panel : Hob front

Basic surface material : Ceramic

Color of surface : Alu, brushed, Black

Color of frame : Alu, brushed

Approval certificates : Australia Standards, CE, VDE

Length of electrical supply cord (cm) : 110

Sealed Burners : No

heating with booster : All

Power of 2nd heating element (kW) : 3.3

Power of 2nd heating element (kW in boost) : 3.7

Maximum output air extraction (m<sup>3</sup>/h) : 551

Boost position output recirculating (m<sup>3</sup>/h) : 630

Maximum output recirculating air (m<sup>3</sup>/h) : 557

Boost position air extraction (m<sup>3</sup>/h) : 698

Noise level (dB(A) re 1 pW) : 70

Odour filter : No

Operating Mode : Convertible

Delay Shut off modes : 30

Grease filter type : Kassette

Electrical connection rating (W) : 7400

Voltage (V) : 220-240

Frequency (Hz) : 60; 50

Main colour of product : Black

Approval certificates : Australia Standards, CE, VDE

Length of electrical supply cord (cm) : 110

Required niche size for installation (HxWxD) : 198 x 780-780 x 490-490

Dimensions of the product (mm) : 198 x 812 x 520

Dimensions of the packed product (HxWxD) (mm) : 340 x 770 x 940

Net weight (kg) : 27.170

Gross weight (kg) : 33.0

## Optional accessories

HZ390522	Griddle Plate
HZ390512	Teppan Yaki (large)
HZ39050	Wireless temperature sensor for cooktop
HZ390230	System pan diameter 21cm
HZ390012	Steaming Rack for Stainless Steel roast
HZ390011	Stainless Steel roaster with glas lid
HZ381700	Recirculation filter
HZ381501	Recirculating kit
HZ381401	Exhaust kit



4 242003 763988

iQ700

EX875LX34E

Induction hob with extractor, autarkic  
Stainless Steel side trim with bevelled  
front edge  
812 mm

## Features

**Control:**

- Dual lightSlider
- fryingSensor plus with 5 temperature settings
- cookingSensor Plus ready (sensor available as additional purchase)

**Special features**

- 2 flexInduction zones
- 4 induction cooking zones
- powerMove plus
- reStart function
- Timer for all zones
- Acoustic signal
- Count up timer
- Keep warm function
- 17 power levels
- Power boost setting
- panBoost
- Energy Consumption Display

**Performance/technical information**

- High-performance blower, Efficient BLDC-technology
- Suitable for ducted or re-circulated extraction (Accessory is respectively needed)
- Fully-automatic extraction functionality with climateControl sensor
- 9 speeds plus 1 intensive
- Automatic 30 minutes after running
- Cast-iron air inlet grid, heat resistant, dishwasher safe
- Saturation indicator for cleanAir odour filter
- Removable and detachable grease filter and liquid collector unit, dishwasher safe
- - integrated stainless steel grease filters, dishwasher safe
- - condensate and liquid collector unit; ca. 200ml capacity; dishwasher safe
- Polymer liquid spillover safety tank, ca. 2.000ml capacity, Twist-off lock, dishwasher safe
- For ducted extraction kit, accessory HZ381401 needed
- For recirculated extraction cleanAir kit, accessory HZ381501 needed

**Safety Features**

- Automatic pan recognition
- Automatic safety switch off
- Control panel lock
- Control panel pause
- 2 stage residual heat indicators
- Main on/off switch

**Technical information**

- Cooking zones: 1 x Ø 400 mmx240 mm, 3.3 KW (max. Power levels 3.7 KW) Induction or 2 x Ø 200 mm, 2.2 KW (max. Power levels 3.7 KW) Induction; 1 x Ø 400 mmx240 mm, 3.3 KW (max. Power levels 3.7 KW) Induction or 2 x Ø 200 mm, 2.2 KW (max. Power levels 3.7 KW) Induction
- Energy Efficiency Class: A
- Average Energy Consumption: 53.5 kWh/year
- Blower Efficiency Class: A
- Grease Filtering Efficiency Class: B
- Extraction rate according to EN 61591:
  - - min. Normal use 150m³/h

- - max. Normal use 550 m³/h
- - Intensive setting 690 m³/h
- Noise min./max. Normal Level: 39/69 dB
- Noise level according to EN 60704-3 und EN 60704-2-13 exhaust air:
  - - Min. normal use: 39 dB(A) re 1 pW (25 dB(A) re 20 µPa sound pressure)
  - - Max. normal use: 69 dB(A) re 1 pW (55 dB(A) re 20 µPa sound pressure)
  - - Intensive: 76 dB(A) re 1 pW (62 dB(A) re 20 µPa sound pressure)
- Performance in re-circulated extraction:
  - - min. normal setting 139 m³/h
  - - max. normal setting 557 m³/h
  - - Boost-/Intensive setting 630 m³/h
- Noise level in re-circulated extraction:
  - - min. normal setting 42 dB(A) re 1 pW (31 dB(A) re 20 µPa sound pressure)
  - - max. normal setting 74 dB(A) re 1 pW (62 dB(A) re 20 µPa sound pressure)
  - - Boost-/Intensive setting 75 dB(A) re 1 pW (62 dB(A) re 20 µPa sound pressure)
- Grease filter efficiency: 90 %
- Odour reduction rate: 85 %
- Connection cable (1.1 M )
- Large-scale stainless-steel grease filters with 12 layers for high grease filtration efficiency (up to 90% odour reduction)
- Connected load: 7.4 kW
- Cable included in packaging

**Installation Advice**

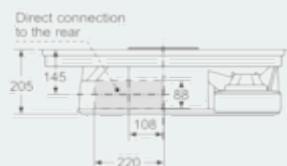
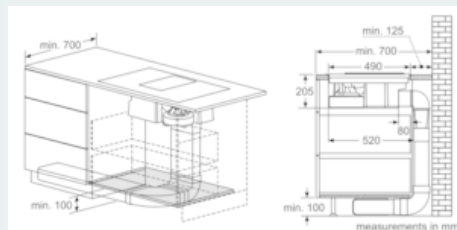
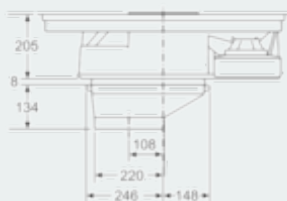
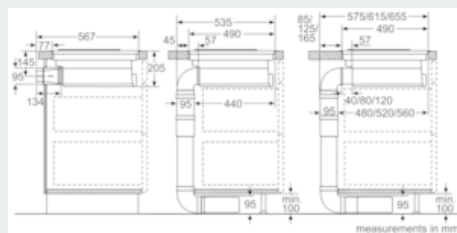
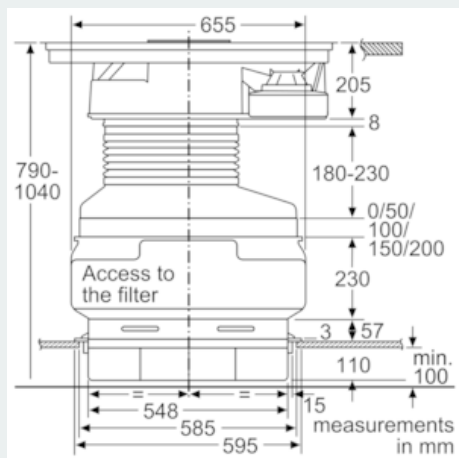
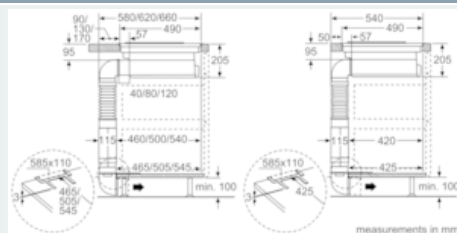
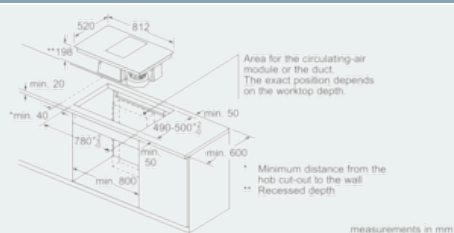
- Base cupboard width: min. 80 cm.
- Min. worktop thickness: 20 mm
- Worktop depth: min. 60 cm (with shortened drawers), max. drawer's depth can be used starting with a worktop depth of 70 cm.
- Immersion depth: 19.8 cm
- Modules for ducted extraction or re-circulated extraction must be ordered separately as special accessory.
- Installation measurements: 780 mmx490 mm

iQ700

EX875LX34E

Induction hob with extractor, autarkic  
Stainless Steel side trim with bevelled  
front edge  
812 mm

## Dimensioned drawings



iQ700

EX875LX34E

Induction hob with extractor, autarkic  
Stainless Steel side trim with bevelled  
front edge  
812 mm

## Dimensioned drawings

