

QUICK REFERENCE GUIDE

RS90AU1

ACTIVESMART™ FRIDGE
900MM FRENCH DOOR
SLIDE-IN WITH
ICE & WATER



The new family size Fisher & Paykel Slide-in refrigerators offer a new level of fit and finish to deliver seamless kitchen integration. Designed for easy installation to fit flush into new or existing 900 x 1800mm cabinetry with minimal 4mm gaps.



A PEACE OF MIND SALE

24 Hours 7 Days a Week Customer Support
T 0800 327 273 W fisherpaykel.com

FEATURES

Seamless Integration

BENEFITS

The Slide-in series minimises gaps through heavy-duty inline hinges and adjustable doors enabling minimal 4mm gaps to create consistent lines throughout your kitchen. The series fits flush with cabinetry to minimise disruption and deliver design freedom.

Sized to Suit

The spacious 900mm French Door fridges are designed for family life, with double doors for easy access to uninterrupted fridge space.

Fresher Food for Longer

Your fridge door is the most used door in your home. Every time you open it the temperature changes around your food. ActiveSmart™ Foodcare intelligently adjusts airflow in the fridge to create a stable and even temperature that helps your food stay fresher for longer.

Easy Cleaning

Removable, spill-safe cantilevered glass shelves are designed to contain drips and spills that can be simply wiped away, while leaving the interior walls completely smooth and easy to clean. Storage bins and EZKleen stainless steel doors just need a wipe to keep spotless.

Flexible Living

These fridges adapt to suit your lifestyle by streamlining food preparation and organisation with SmartTouch controls, flexible shelving and storage options, and slide out bins and trays. The water filter is easily accessible for quick cleaning or replacement. Crisp LED lighting in all compartments lights up all the shelves, bins and trays.

Efficient

These ActiveSmart™ fridges intelligently adapt to daily use to help save energy, cooling and defrosting only when they need to without compromising on food care.

SPECIFICATIONS

Finish

Stainless Steel Pre-finished
Door Panel Set (sold separately)

Dimensions
(excluding handles)

H1798 x W896 x D606mm

Total Gross Volume

Refrigerator	329L
Freezer	102L
Total	431L

Energy Rating

A+

Performance

ActiveSmart™ Foodcare	●
Frost free freezer	●
Adaptive defrost	●
Humidity Control System	●

Accessories

Stainless steel door panel set (sold separately)	Part No. RD90U
Water filter part number	Part No. 839041

Warranty

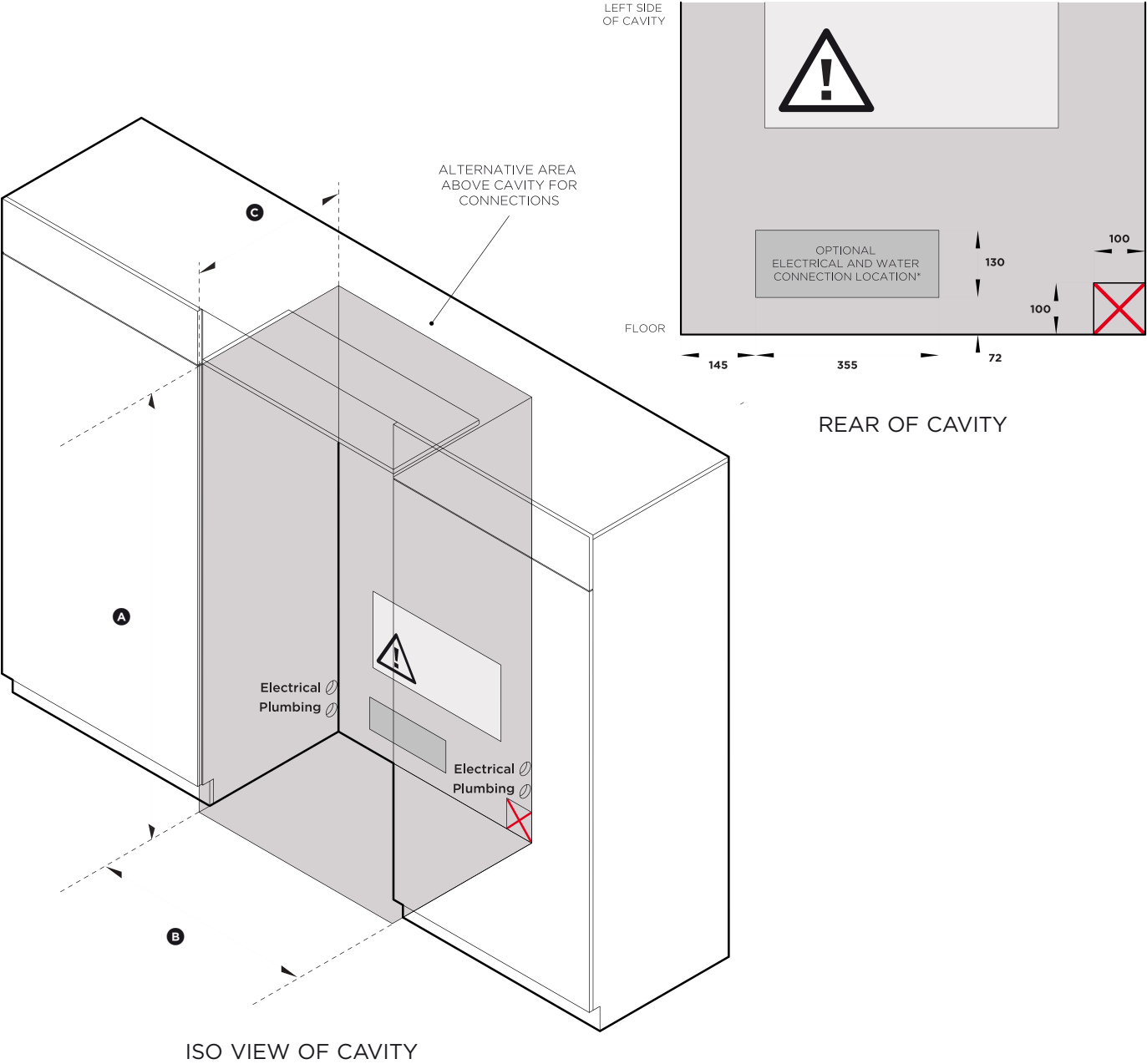
Parts & labour	5 years
Sealed system parts	3 years

For full specifications visit fisherpaykel.com

Product shown with RD90U Stainless Steel Pre-finished Door Panel Set (sold separately).

Fisher & Paykel

CAVITY PREPARATION



900MM ACTIVESMART™ SLIDE-IN REFRIGERATOR

Model no:
RS90AU1 (with Stainless Steel Door panels PART NO. RD90U)

Cavity Dimensions	mm
Ⓐ Overall height of cavity	1800
Ⓑ Overall width of cavity	
when adjoining cabinetry can share 4mm door gap	900
when adjoining cabinetry cannot share 4mm door gap	904
Ⓒ Overall depth of cavity	650

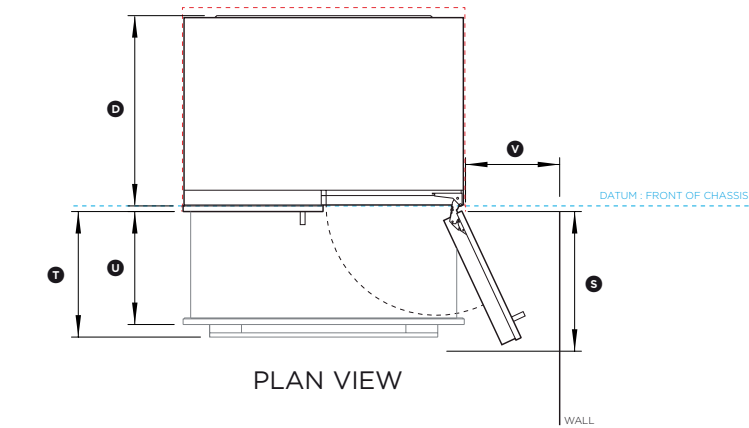
Specifications	RS90AU1
Electrical	
Supply	230 VAC, 50 Hz
Service	10 amp circuit
Plumbing	
Supply	1/2" BSP threaded water connection, 6.35mm PEX tubing
Pressure	Minimum 22 psi (150 kPa) Maximum 120 psi (827 kPa) @ 20°C

NOTE: Recommended that the electrical & water connection be located in an adjacent cabinet to either side of the fridge or above the fridge cavity.

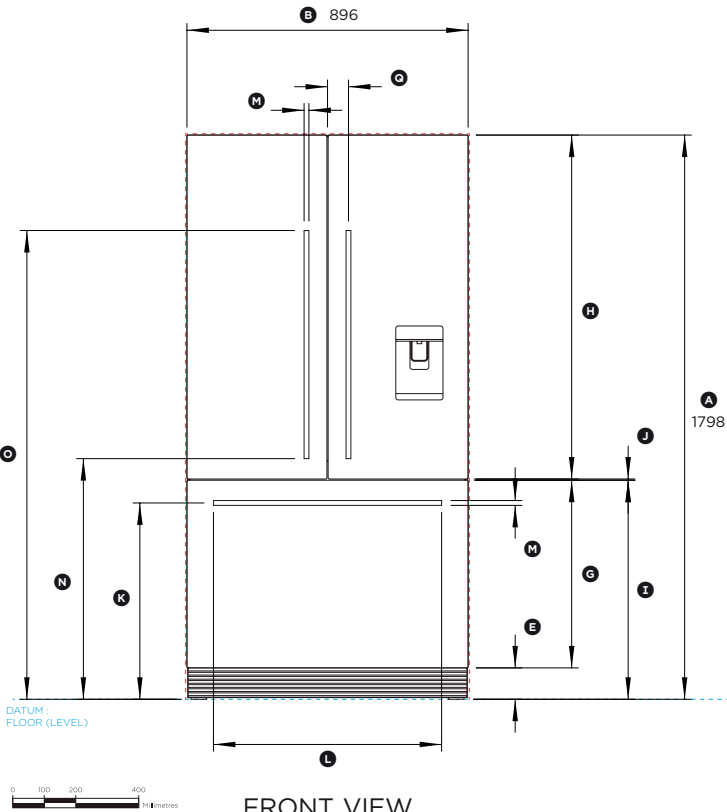
- ✗ Do not locate water or electricity in this area, keep clear of connections.
- ⚠ CAUTION: Central area can only fit water outlet and electrical plug if they are placed within a recessed cavity.

* In this location the water tap needs to be recessed into the wall, the recess must allow for an 80mm bend radius for the water tube.

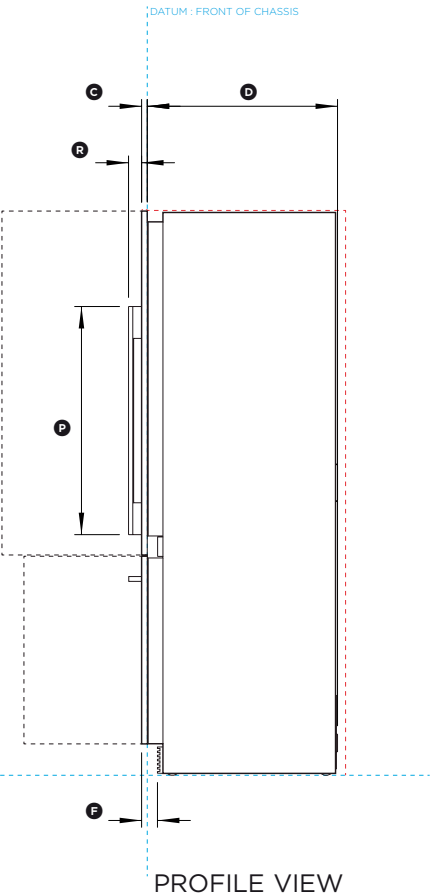
IMPORTANT NOTE: Throughout this guide, dimensions may vary by ±2mm (3/32"). Please read the installation manual for detailed information on installing the product. www.fisherpaykel.com



PLAN VIEW



FRONT VIEW



PROFILE VIEW

Model no:

RS90AU1 (with Stainless Steel Door panels PART NO. RD90U)

Product Dimensions	mm
Ⓐ Overall height of fridge	1798
Ⓑ Overall width of fridge	896
Ⓒ Depth of fridge front panels (excl. handles)	18
Ⓓ Overall depth of fridge (excl. front door panels)	606
Ⓔ Height from bottom datum to top of toekick	100
Ⓕ Depth of toekick measured from front of door	50
Ⓖ Height of bottom drawer panel	598
Ⓗ Height of top door panels	1096
Ⓙ Height from bottom datum to top of drawer panel	698
⓫ Gap between top and bottom door panels	4
⓬ Height from bottom datum to centre of bottom handle	626
⓭ Width of bottom handle	727
⓰ Thickness of handles	15
⓱ Height from bottom datum to bottom of top handle	767
⓲ Height from bottom datum to top of top handle	1494
⓳ Height of top handles	727
⓴ Distance from centre of fridge to the centre of top handles	67
⓶ Depth of handle (measured from front of door)	42
⓷ Depth of door (widest opening) measured from front of door	445
⓸ Depth of drawer (open) measured from front of drawer, including handle	400
⓹ Depth of drawer (open) measured from front of drawer, excluding handle	360
⓻ Minimum door clearance to adjacent wall (115° - full internal access)	300

Minimum Clearances	mm
Minimum cabinetry gap clearance from edge of product	4
Overall height of cavity	1800
Overall width of cavity	
when adjoining cabinetry can share 4mm door gap	900
when adjoining cabinetry cannot share 4mm door gap	904
Overall depth of cavity	650

INDICATES PRODUCT DATUM
INDICATES MINIMUM CABINETRY CLEARANCES

IMPORTANT NOTE: Throughout this guide, dimensions may vary by ±2mm (3/32"). Please read the installation manual for detailed information on installing the product. www.fisherpaykel.com

QUICK REFERENCE GUIDE

RS90A1

ACTIVESMART™ FRIDGE
900MM FRENCH DOOR
SLIDE-IN



The new family size Fisher & Paykel Slide-in refrigerators offer a new level of fit and finish to deliver seamless kitchen integration. Designed for easy installation to fit flush into new or existing 900 x 1800mm cabinetry with minimal 4mm gaps.



A PEACE OF MIND SALE

24 Hours 7 Days a Week Customer Support

T 08000 886605 W fisherpaykel.com

FEATURES

Seamless Integration

BENEFITS

The Slide-in series minimises gaps through heavy-duty inline hinges and adjustable doors enabling minimal 4mm gaps to create consistent lines throughout your kitchen. The series fits flush with cabinetry to minimise disruption and deliver design freedom.

Sized to Suit

The spacious 900mm French Door fridges are designed for family life, with double doors for easy access to uninterrupted fridge space.

Fresher Food for Longer

Your fridge door is the most used door in your home. Every time you open it the temperature changes around your food. ActiveSmart™ Foodcare intelligently adjusts airflow in the fridge to create a stable and even temperature that helps your food stay fresher for longer.

Easy Cleaning

Removable, spill-safe cantilevered glass shelves are designed to contain drips and spills that can be simply wiped away, while leaving the interior walls completely smooth and easy to clean. Storage bins and EZKleen stainless steel doors just need a wipe to keep spotless.

Flexible Living

These fridges adapt to suit your lifestyle by streamlining food preparation and organisation with SmartTouch controls, flexible shelving and storage options, and slide out bins and trays. Crisp LED lighting in all compartments lights up all the shelves, bins and trays.

Efficient

These ActiveSmart™ fridges intelligently adapt to daily use to help save energy, cooling and defrosting only when they need to without compromising on food care.

SPECIFICATIONS

Finish

Stainless Steel Pre-finished
Door Panel Set (sold separately)

Dimensions
(excluding handles)

H1798 x W896 x D606mm

Total Gross Volume

Refrigerator	329L
Freezer	102L
Total	431L

Energy Rating

A+

Performance

ActiveSmart™ Foodcare	●
Frost free freezer	●
Adaptive defrost	●
Humidity Control System	●

Accessories

Stainless steel door panel set (sold separately)	Part No. RD90
---	---------------

Warranty

Parts & labour	5 years
Sealed system parts	3 years

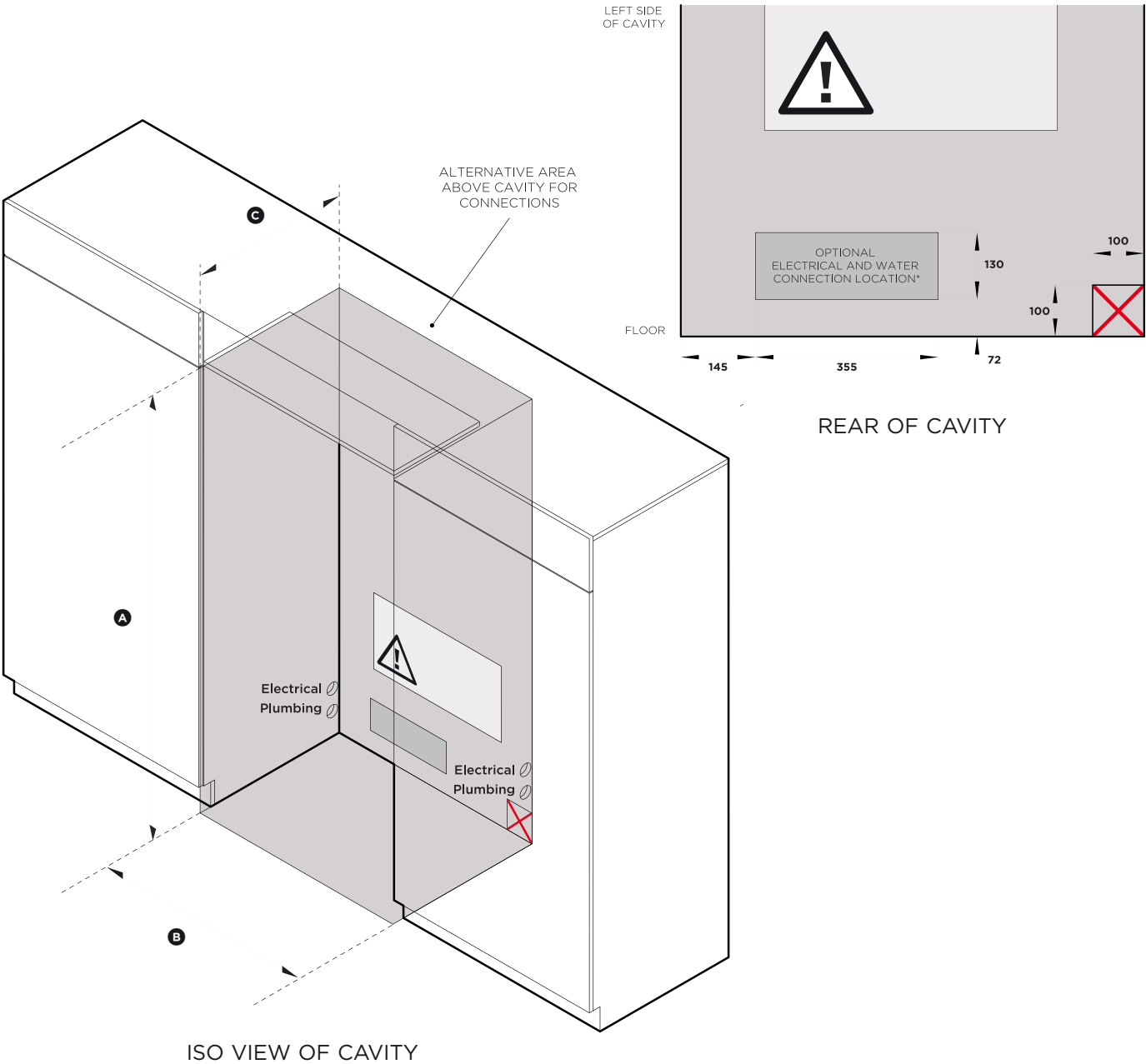
For full specifications visit fisherpaykel.com

Product shown with RD90 Stainless Steel Pre-finished Door Panel Set (sold separately).

Fisher & Paykel

CAVITY PREPARATION

900MM ACTIVESMART™ SLIDE-IN REFRIGERATOR



Model no:
RS90A1 (with Stainless Steel Door panels PART NO. RD90)

Cavity Dimensions		mm
Ⓐ Overall height of cavity		1800
Ⓑ Overall width of cavity		
	when adjoining cabinetry can share 4mm door gap	900
	when adjoining cabinetry cannot share 4mm door gap	904
Ⓒ Overall depth of cavity		650

Specifications		RS90A1
Electrical		
Supply		230 VAC, 50 Hz
Service		10 amp circuit

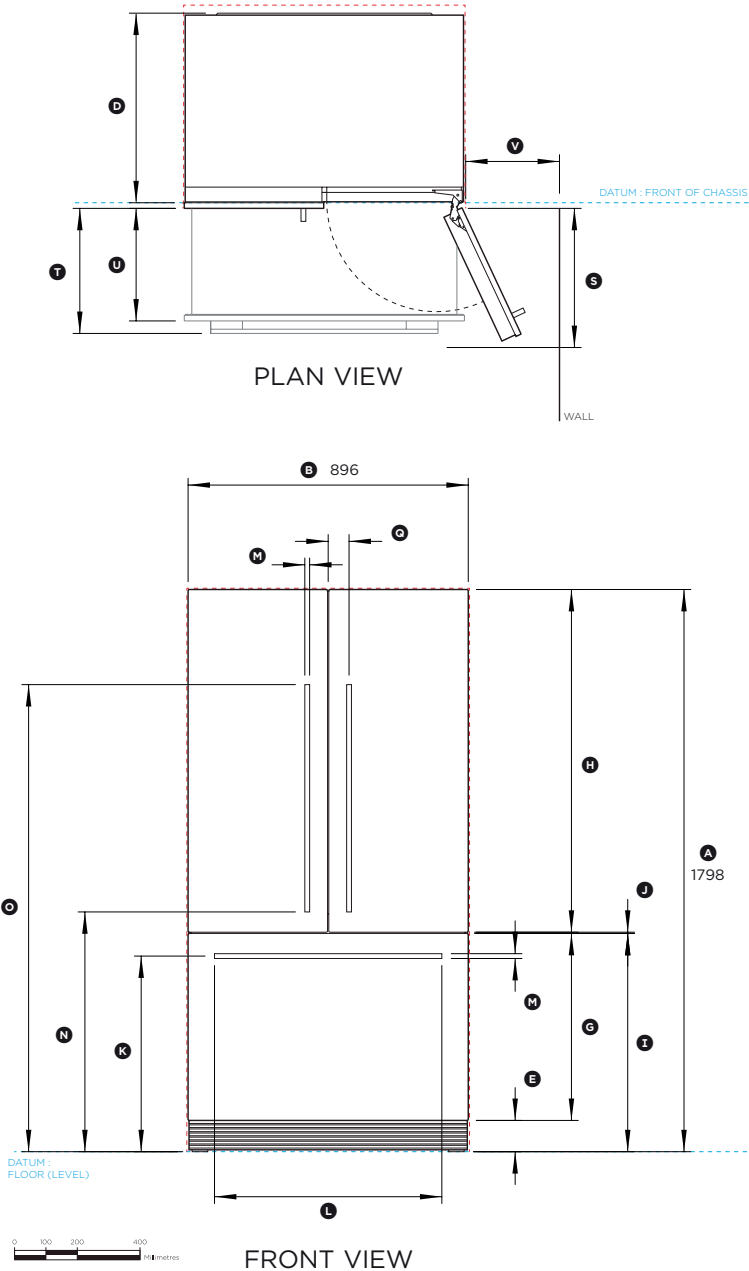
NOTE: Recommended that the electrical & water connection be located in an adjacent cabinet to either side of the fridge or above the fridge cavity.

✗ Do not locate water or electricity in this area, keep clear of connections.

⚠ CAUTION: Central area can only fit water outlet and electrical plug if they are placed within a recessed cavity.

* In this location the water tap needs to be recessed into the wall, the recess must allow for an 80mm bend radius for the water tube.

IMPORTANT NOTE: Throughout this guide, dimensions may vary by ±2mm (3/32"). Please read the installation manual for detailed information on installing the product. www.fisherpaykel.com



Model no:
RS90A1 (with Stainless Steel Door panels PART NO. RD90)

Product Dimensions	mm
Ⓐ Overall height of fridge	1798
Ⓑ Overall width of fridge	896
Ⓒ Depth of fridge front panels (excl. handles)	18
Ⓓ Overall depth of fridge (excl. front door panels)	606
Ⓔ Height from bottom datum to top of toekick	100
Ⓕ Depth of toekick measured from front of door	50
Ⓖ Height of bottom drawer panel	598
Ⓜ Height of top door panels	1096
Ⓣ Height from bottom datum to top of drawer panel	698
Ⓝ Gap between top and bottom door panels	4
Ⓚ Height from bottom datum to centre of bottom handle	626
Ⓛ Width of bottom handle	727
Ⓢ Thickness of handles	15
Ⓝ Height from bottom datum to bottom of top handle	767
Ⓞ Height from bottom datum to top of top handle	1494
Ⓟ Height of top handles	727
Ⓞ Distance from centre of fridge to the centre of top handles	67
Ⓡ Depth of handle (measured from front of door)	42
Ⓢ Depth of door (widest opening) measured from front of door	445
Ⓣ Depth of drawer (open) measured from front of drawer, including handle	400
Ⓤ Depth of drawer (open) measured from front of drawer, excluding handle	360
Ⓥ Minimum door clearance to adjacent wall (115° - full internal access)	300

Clearances Dimensions	mm
Minimum cabinetry gap clearance from edge of product	4
Overall height of cavity	1800
Overall width of cavity	
when adjoining cabinetry can share 4mm door gap	900
when adjoining cabinetry cannot share 4mm door gap	904
Overall depth of cavity	650

INDICATES PRODUCT DATUM
INDICATES MINIMUM CABINETRY CLEARANCES

IMPORTANT NOTE: Throughout this guide, dimensions may vary by ±2mm (3/32"). Please read the installation manual for detailed information on installing the product. www.fisherpaykel.com

QUICK REFERENCE GUIDE

RS90A1

ACTIVSMART™ FRIDGE 900MM FRENCH DOOR SLIDE-IN CUSTOM PANEL



The new family size Fisher & Paykel Slide-in refrigerators offer a new level of fit and finish to deliver seamless kitchen integration. Designed for easy installation to fit flush into new or existing cabinetry with minimal 4mm gaps.



A PEACE OF MIND SALE

24 Hours 7 Days a Week Customer Support

T 08000 886605 W fisherpaykel.com

FEATURES

Seamless Integration

The Slide-in series minimises gaps through heavy-duty inline hinges and adjustable doors enabling minimal 4mm gaps to create consistent lines throughout your kitchen. The series fits flush with cabinetry to minimise disruption and deliver design freedom.

Sized to Suit

The spacious 900mm French Door fridges are designed for family life, with double doors for easy access to uninterrupted fridge space.

Fresher Food for Longer

Your fridge door is the most used door in your home. Every time you open it the temperature changes around your food. ActiveSmart™ Foodcare intelligently adjusts airflow in the fridge to create a stable and even temperature that helps your food stay fresher for longer.

Easy Cleaning

Removable, spill-safe cantilevered glass shelves are designed to contain drips and spills that can be simply wiped away, while leaving the interior walls completely smooth and easy to clean. Storage bins just need a wipe to keep spotless.

Flexible Living

These fridges adapt to suit your lifestyle by streamlining food preparation and organisation with SmartTouch controls, flexible shelving and storage options, and slide-out bins and trays. Crisp LED lighting in all compartments lights up all the shelves, bins and trays.

Efficient

These ActiveSmart™ fridges intelligently adapt to daily use to help save energy, cooling and defrosting only when they need to without compromising on food care.

BENEFITS

SPECIFICATIONS

Finish

Panel Ready
(apply your own cabinetry façade)

Dimensions (excluding doors and handles)

H1793 x W890 x D606mm

Total Gross Volume

Refrigerator	329L
Freezer	102L
Total	431L

Energy Rating

A+

Performance

ActiveSmart™ Foodcare	●
Frost free freezer	●
Adaptive defrost	●
Humidity Control System	●

Accessories

Custom door panel set	Apply your own (not sold)
Brushed aluminium handle set (sold separately)	Part No. 24626

Warranty

Parts & labour	5 years
Sealed system parts	3 years

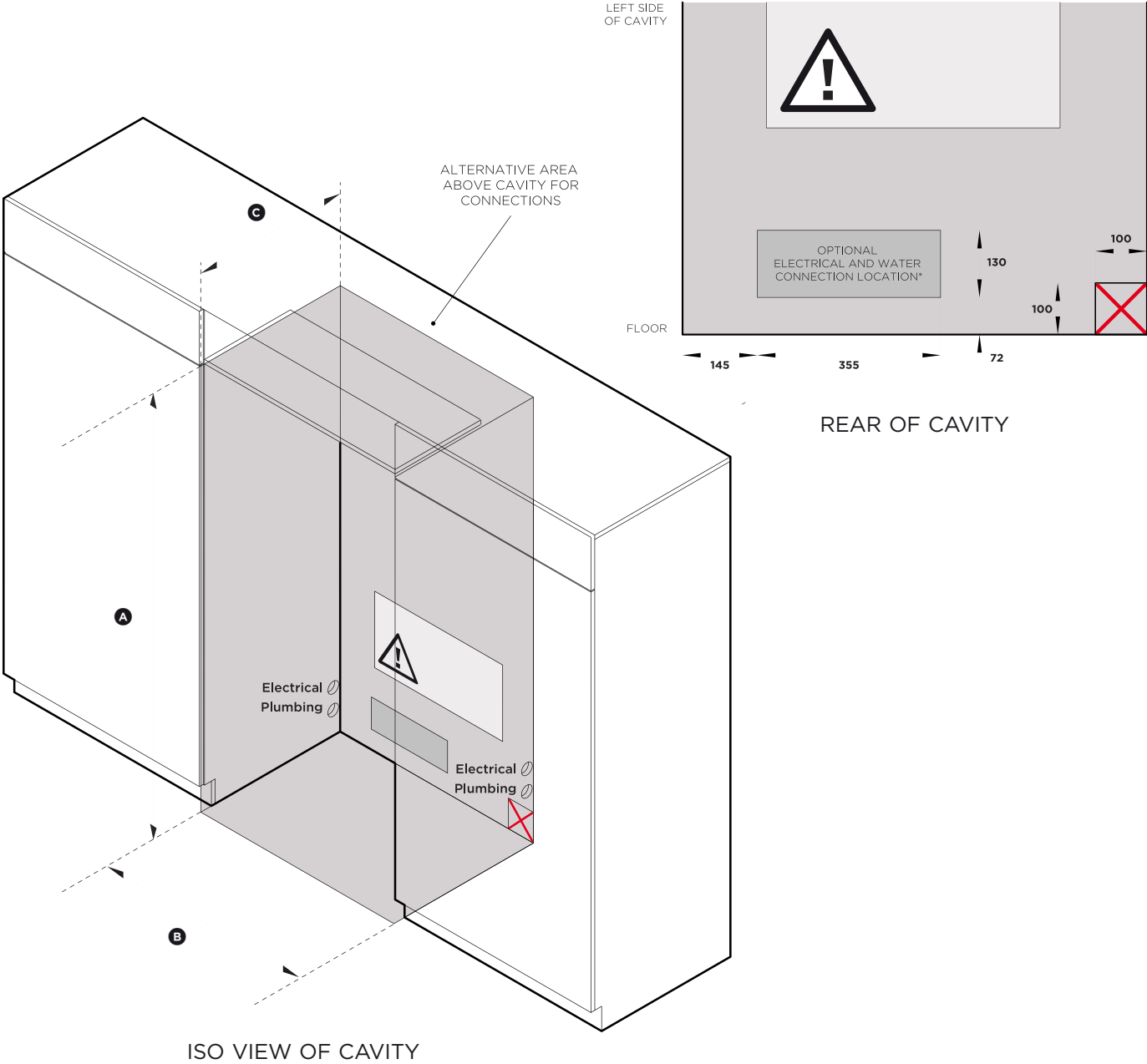
For full specifications visit fisherpaykel.com

Product shown: Left - installed into a 900 x 1800mm cavity; Right - Alternative installation into a 900mm x 1900mm cavity. Custom panel (indicative only, handles sold separately).

Fisher & Paykel

CAVITY PREPARATION

900MM ACTIVESMART™ SLIDE-IN REFRIGERATOR



Model no:
RS90A1 (Panel Ready)

Cavity Dimensions	mm
Ⓐ Overall height of cavity**	1800
Ⓑ Overall width of cavity	
when adjoining cabinetry can share 4mm door gap	900
when adjoining cabinetry cannot share 4mm door gap	904
Ⓒ Overall depth of cavity	650

Specifications	RS90A1
Electrical	
Supply	230 VAC, 50 Hz
Service	10 amp circuit

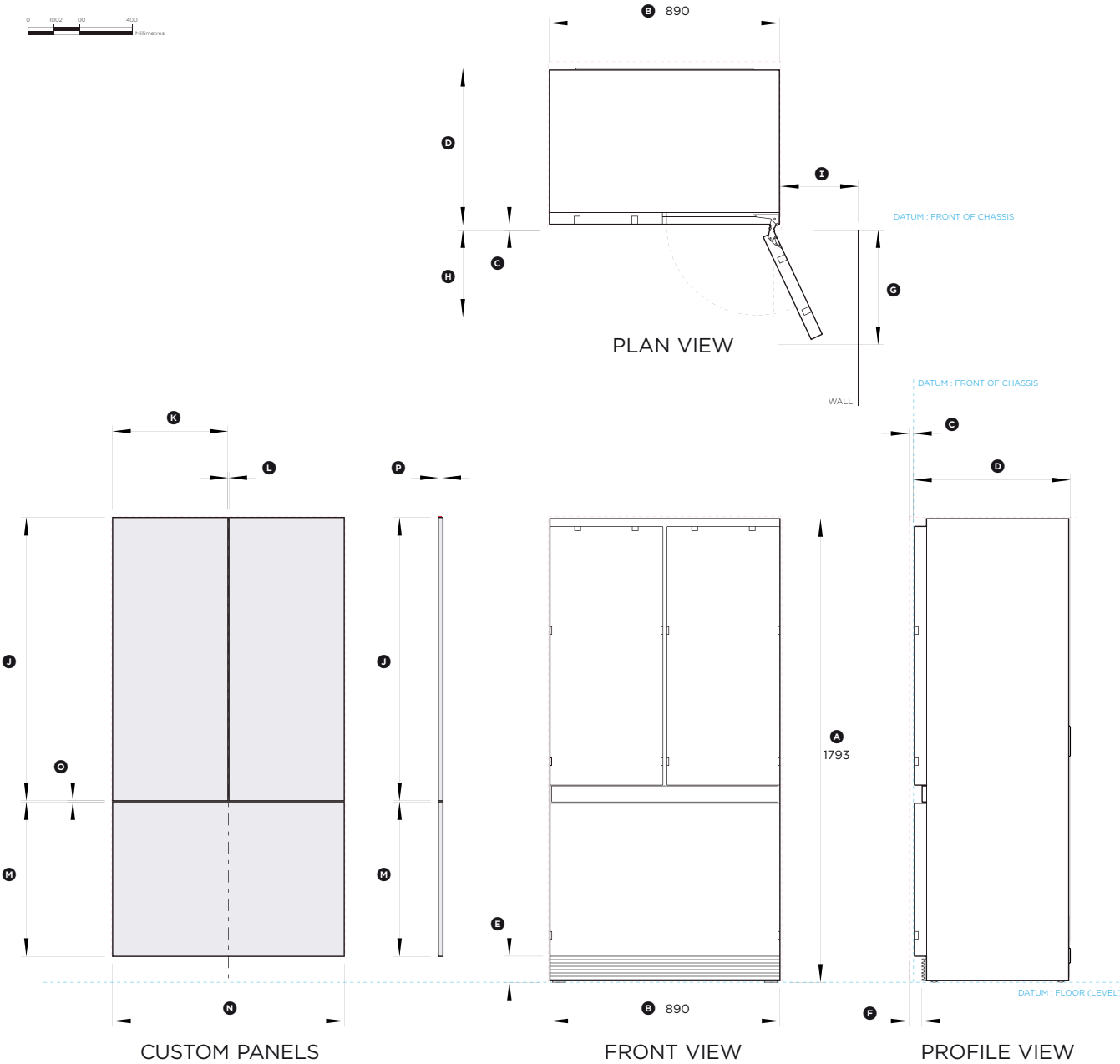
NOTE: Recommended that the electrical & water connection be located in an adjacent cabinet to either side of the fridge or above the fridge cavity.

- ✗ Do not locate water or electricity in this area, keep clear of connections.
- ⚠ CAUTION: Central area can only fit water outlet and electrical plug if they are placed within a recessed cavity.

* In this location the water tap needs to be recessed into the wall, the recess must allow for an 80mm bend radius for the water tube.

** Allow for height of plinth if using Alternative Installation method (see page 4 for details). Raise location of electrical connections by height of plinth.

IMPORTANT NOTE: Throughout this guide, dimensions may vary by ±2mm (3/32"). Please read the installation manual for detailed information on installing the product. www.fisherpaykel.com



Model no:

RS90A1 (Panel Ready)

Product Dimensions	mm
Ⓐ Overall height of fridge	1793
Ⓑ Overall width of fridge	890
Ⓒ Depth of fridge front panels (excl. handles)*	18
Ⓓ Overall depth of fridge (excl. front door panels)	606
Ⓔ Height from bottom datum to top of toe kick	100
Ⓕ Depth of toe kick measured from front of door panels*	50
Ⓖ Depth of door (widest opening) measured from front of cabinetry	445
Ⓗ Depth of drawer (open) measured from front of cabinetry*	338
Ⓘ Minimum door clearance** to adjacent wall (115° - full internal access)*	300

* Door panels to be manufactured and fitted by cabinetmaker, max thickness 18mm.

** Measured from front cabinetry edge, includes 2mm cabinetry gap.

Custom Panel Dimensions	mm
Ⓙ Height of top door panel	1096
Ⓚ Width of top door panel	446
Ⓛ Gap between top door panels	4
Ⓜ Height of bottom drawer panel	598
Ⓝ Width of bottom drawer panel	896
Ⓞ Gap between top door panels and bottom drawer panel	4
Ⓟ Maximum depth of custom panels	18
Maximum weight of an individual top door panel	10kg
Maximum weight of bottom drawer panel	9.5kg

Minimum Clearances	mm
Minimum cabinetry gap clearance from edge of custom panels	4
Overall height of cavity	1800
Overall width of cavity	
when adjoining cabinetry can share 4mm door gap	900
when adjoining cabinetry cannot share 4mm door gap	904
Overall depth of cavity	650

INDICATES PRODUCT DATUM
INDICATES MINIMUM CABINETRY CLEARANCES

IMPORTANT NOTE: Throughout this guide, dimensions may vary by ±2mm (3/32"). Please read the installation manual for detailed information on installing the product. www.fisherpaykel.com

ALTERNATIVE INSTALLATION

900MM ACTIVESMART™ SLIDE-IN REFRIGERATOR

Model no:
RS90A1 (Panel Ready)

Custom Panel Dimensions	mm
Ⓐ Height of bottom drawer panel	698
Ⓑ Minimum height of toekick panel*	50
Ⓒ Minimum depth of toekick panel	50

* The bottom drawer panel can be extended lower to cover the grille. However in this installation scenario the product needs to be raised a minimum of 50mm from the floor to allow for adequate air supply.

Note: this alternative installation will cause some restriction of air supply so the fridge will not be operating at its optimum energy performance levels.

Additional Part (Air Splitter) Dimensions	mm
Ⓓ Overall height of block	80
Ⓔ Overall width of block	120
Ⓕ Overall depth of block	25
Ⓖ Height from bottom of door panel to bottom of block*	5
Ⓗ Distance from left edge of panel to centre of block**	360

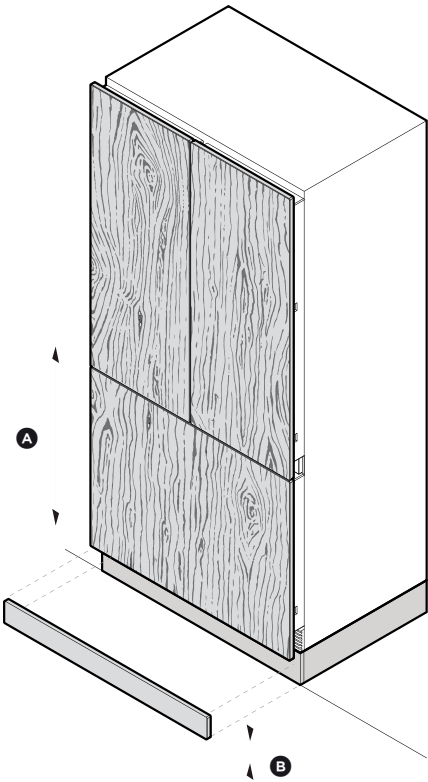
* Presumes door panel height of 698mm
** Note measurement given from left when panel viewed from rear

Block to be manufactured and fitted by cabinetmaker, it can be constructed out of MDF or similar material

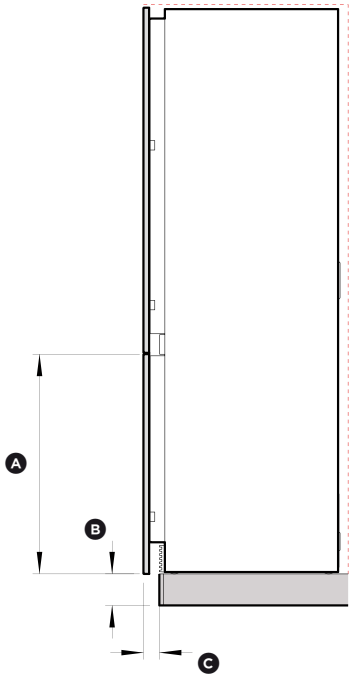
Bottom door panel and block need to be adequately sealed to withstand moisture (50OC @ 80% RH). The back and sides of the panel should be completely sealed with a waterproof vapour barrier (ie polyurethane) to prevent damage to the panel

INDICATES MINIMUM CABINETRY CLEARANCES -----

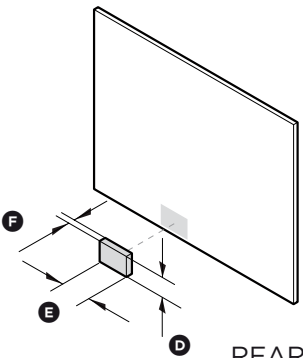
IMPORTANT NOTE: Throughout this guide, dimensions may vary by ±2mm (3/32"). Please read the installation manual for detailed information on installing the product. www.fisherpaykel.com



ISO VIEW



PROFILE VIEW



REAR VIEW OF BOTTOM PANEL

