






# HYDROTAP G5 BCHA CELSIUS PLUS ALL-IN-ONE PULL-OUT MATTE BLACK

**BOILING**

**CHILLED**

**HOT & AMBIENT**

**FILTERED**

**UNFILTERED**

Order Code H5X784Z03AU

Zip HydroTap Design Range CELSIUS PLUS All-In-One Pull-Out Boiling & Chilled Filtered water, plus Hot and Cold washing up water from a single tap (hot and cold water supply required) including the artfully incorporated pull-out sprayer for convenience. The intuitive touch-pad with antimicrobial protection operates the filtered drinking water, while the lever dispenses unfiltered hot and cold water. The system features a single under bench command centre including full colour interactive touch screen display with pin code protection and customisable settings including boiling water safety mode, 3 energy saving modes including ON/OFF timers and 2 hour sleep mode, 'Quiet' mode with automated intelligent fan speed adjustment, antimicrobial protection impregnated into key water paths for enhanced hygiene, 100% water efficient air cooled technology and 0.2 micron water filtration.



This product is available from selected specialist retailers. Click the "Find your Specialist Retailer" link to find your local showroom.

Manufacturing Code	H5X784Z03AU
Capacity	Residential

Tap	Zip HydroTap Design Range CELSIUS PLUS All-In-One Pull-Out Tap (Matte Black)
Water Pressure	Min 250kPa - Max 700kPa
Water Connection	1/2" BSP (G1/2)
Water Supply Requirements	Cold and Hot
Water Valves	Integrated 500kPa Pressure limiting valve and Dual Check Valve
Power Rating	1.8kW 220-240V 50Hz
Power Supply	1 x 10 Amp socket outlet
Dimensions	W280mm x D478mm x H333mm
Product Approvals	WaterMark, RCM, ARC
Wels Rating	6 Star, 4.5 litres
Warranty	5 years (appliance warranty 36 months plus additional 24 months tank warranty)

## Installation Requirements

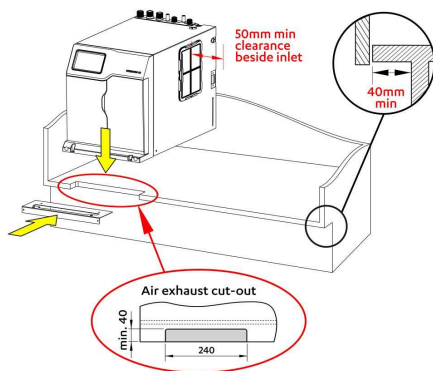
1. Installation and connection of your Zip HydroTap must be carried out by a qualified person, observing national and local regulations.
2. You will require suitable mains electrical and drinking water connections, plus waste water drainage all within 1.5 metres of the product.
3. **Discrete cabinetry cut outs are required for airflow. 40mm minimum clearance on cupboard base overhang required otherwise alternative installation options are available.**
4. Installation on most bench tops is straightforward however some stone bench tops may require a specialised cutting service.
5. If you live in a hard water area, we recommend installation of a Zip scale filtration kit.
6. Installation by Zip Professional Service can be arranged with a phone call or through [www.zipwater.com/book-service-visit](http://www.zipwater.com/book-service-visit)

### Installation Detail

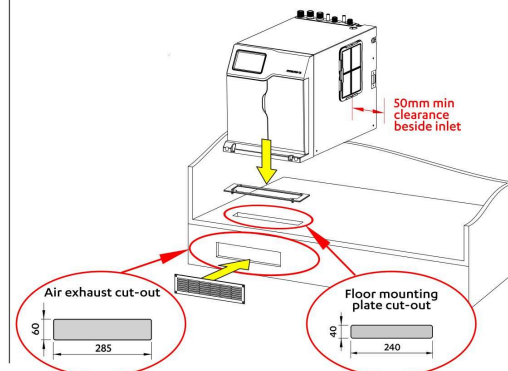
## Ventilation requirements

Contact your local service provider if ventilation is not suitable

### Option 1. Cupboard with 40mm min overhang

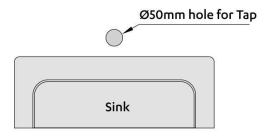


### Option 2. Cupboard with less than 40mm overhang

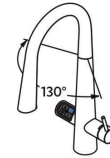


## Tap Positioning

Position the Tap to dispense into the sink.



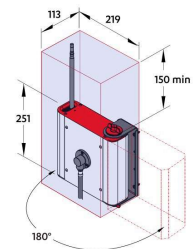
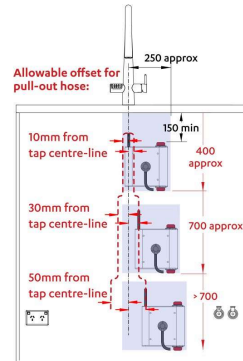
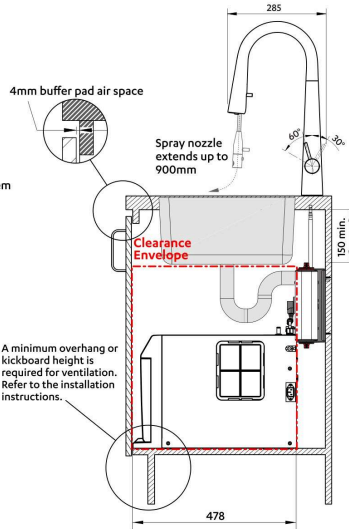
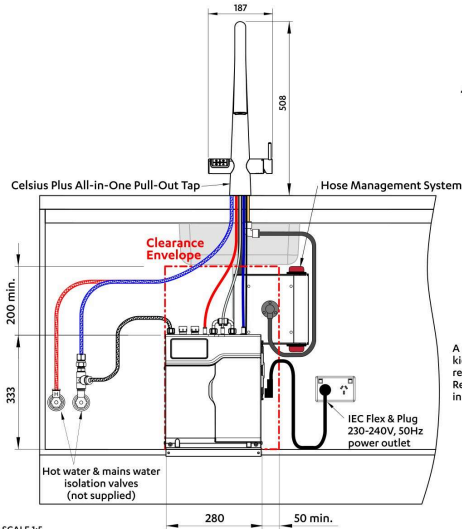
Allow clearance for spout rotation.



## Hose Management System

For ease of installation, the wall area directly under the tap and to either the right or left side, as shown, should be clear of obstructions. Locate water and electricity outlets elsewhere.

Rotate the Hose Management System to align the pull-out hose within the allowable offset. Refer to the instructions supplied.

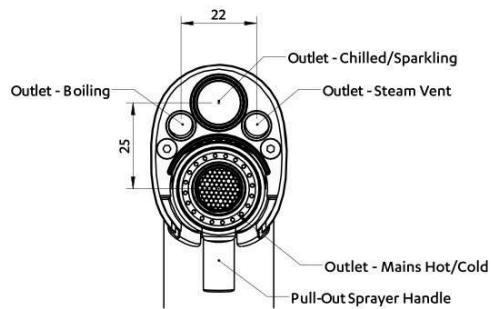
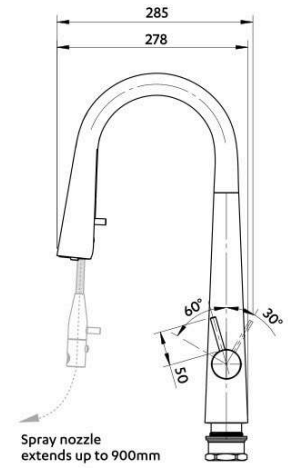
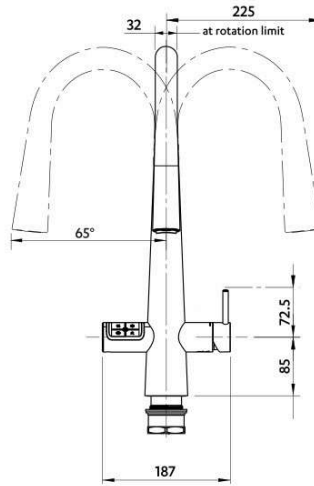
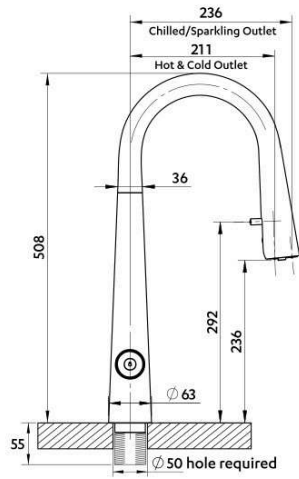


## HydroTap G5 BC Home

with Celsius Plus All-in-One Pull-Out Tap

SCALE 1:5  
ALL DIMENSIONS IN MM UNLESS OTHERWISE SPECIFIED. INSTALLATION DIAGRAMS ARE FOR ILLUSTRATIVE PURPOSES ONLY. HOSES ARE NOT SHOWN TO SCALE AND CANNOT BE LENGTHENED.

## Tap Detail



VIEW UNDER OUTLET NOZZLE

**Provide Ø50mm hole in sink/benchtop to install.  
This Tap is intended for MAINS setup**

**CELSIUS PLUS ALL-IN-ONE PULL-OUT - BC, BCS**

ALL DIMENSIONS IN MM UNLESS OTHERWISE SPECIFIED