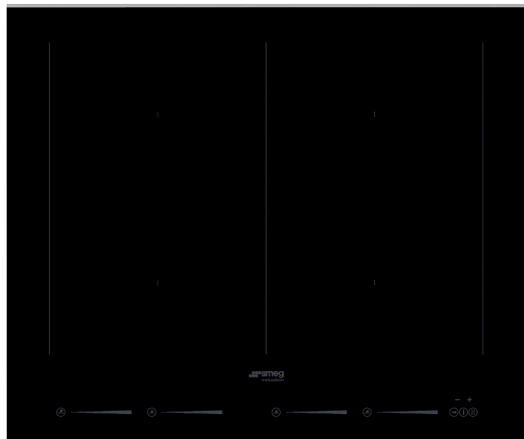


# SIM662WLDX

## 60CM DOLCE STIL NOVO INDUCTION COOKTOP

**MADE IN ITALY**  
Since 1948



Dimensions	600mmW x 53mmH x 510mmD
Finish	Black ceramic glas surface with stainless steel trim
Power Levels	9 heat settings per zone + 1 boost setting per zone 3 auto-regulated temperatures ┌ 42°C, ┌┌ 70°C, ┌┌┌ 94°C
Warranty	Five years parts and labour

### TWO SURFACE SHARE ZONES

Smeg's Surface Share technology allows zones to be combined and operated with a single control. They are the largest available and square in shape, ensuring that every part of the zone to the edge is usable, without any cold spots.

### BOOST

Provides an additional surge of power for even more intense heat ideal for rapid boiling or stir frying. The temperature will revert to power level 9 when complete.

### PRESET TEMPERATURE SETTINGS

There are three pre-selected options to take the guesswork out of cooking – delicate sauces 42°, keep warm 72° or gentle simmer 94°C.

### ACTIVE SURFACE CONTROL

Active Surface Control will activate and automatically illuminate the relevant power control, when a pan is placed over the applicable zone.

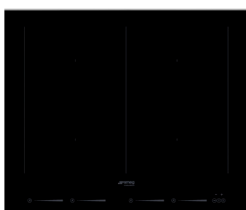
### EASY CLEAN CERAMIC SURFACE

For maintenance of the highly durable ceramic surface, simply wipe with a damp cloth after use to clean any spills.

### Colours Available



SIM662WLDL  
Copper Trim



SIM662WLDX  
Stainless Steel Trim

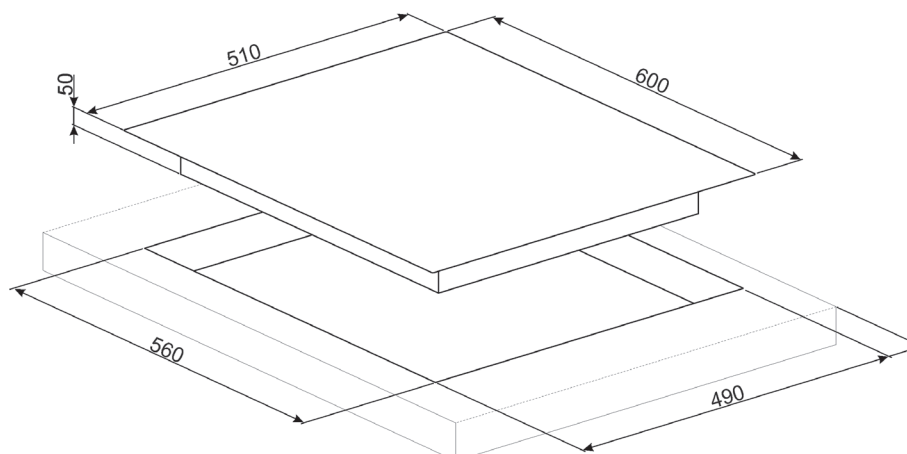
# SIM662WLDX

## 60CM DOLCE STIL NOVO INDUCTION COOKTOP

MADE IN ITALY  
Since 1948

### COOKTOP FEATURES

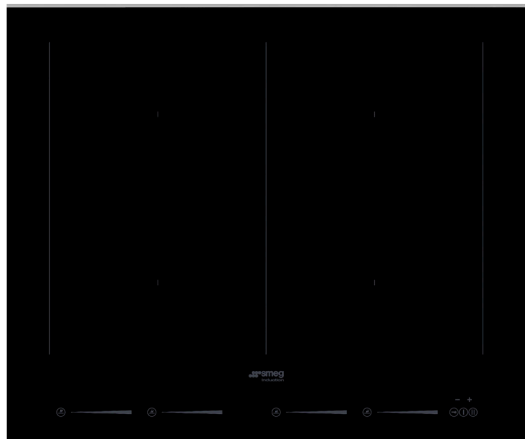
Finish	Black ceramic glass surface with stainless steel trim
Installation	Topmount
Size	600mmW x 53mmH x 510mmD
Cutout	560mmW x 490mmD
Capacity	4 zones Front left* 230x180mm 2100W   boost 3600W Rear left* 230x180mm 2100W   boost 3600W Front right* 230x180mm 2100W   boost 3600W Rear right* 230x180mm 2100W   boost 3600W *These zones feature Surface Share
Power levels	9 heat settings per zone + 1 boost setting per zone 3 auto-regulated temperatures   42°C,    70°C,     94°C
Timers	3 timers, simultaneous or separate operation independent egg timer
Controls	slider control
Safety	auto pan detection automatic cut-off touch-control lock residual heat indicators automatic spillage stop child safety lock
Power	220–240V, 50/60Hz 7200W 32A
Pan size	automatic pan size recognition
Warranty	Five years parts and labour



# SIM662WLDX

60CM DOLCE STIL NOVO INDUCTION COOKTOP

MADE IN ITALY  
Since 1948



Dimensions	600mmW x 53mmH x 510mmD
Power	220-240V, 50/60Hz 7200W 32A
Warranty	Five years parts and labour

