



## 676L Side-by-Side Refrigerator

### SRS673DMB

#### Topline key features & benefits

1. SpaceMax™ Technology
2. Fits standard Australian kitchens\*
3. Matte black stainless steel finish
4. All Around Cooling
5. Non-plumbed Ice & Water Dispenser

#### Key features & message hierarchy



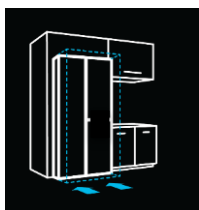
##### Internal space efficiency with Space Max™ technology

SpaceMax™ technology uses minimal insulation, so the internal walls are thin to create more storage space inside without increasing the external dimensions.



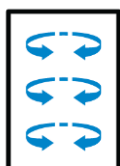
##### Designed to fit standard Australian kitchens\*

Designed to fit under standard Australian kitchen bulkheads, it helps create a harmonious look for clean styling and an integrated, modern look\*



##### Sleek & seamless design

The matte black finish with flat doors and recessed handles adds a touch of elegance to your kitchen. Controls that are not frequently used are relocated to the inside of the fridge to give a seamless look.



##### Helps keeps food fresh with All Around Cooling

Keep your food fresh with All Around Cooling that cools evenly from corner to corner and from all sides.



##### Enjoy refreshingly chilled water or ice, straight from the fridge door!

With the convenience of a non-plumbed Ice & Water dispenser, you can install your fridge anywhere in the kitchen without the hassle of plumbing. Simply fill the 4.5L container with water and you're good to go!

DISCLAIMERS:

\* Fits a standard 1800mm cavity. Please review full fridge dimensions to determine suitability.

General Info	
Model Code	SRS673DMB
RRP	\$2599
SAP Code	RS64R5315B4/SA
EAN Code	8801643798727
Capacity & Energy	
Gross Total(Litre)	676L
Energy Star Rating	3-star
Net Dimension (WxHxD) (mm)	912 x 1780 x 716 mm
Net Case Height with Hinge(mm)	1780 mm
Net Case Height without Hinge(mm)	1746 mm
Net Depth with Door Handle(mm)	716 mm
Net Depth without Door Handle(mm)	716 mm
Net Depth without Door(mm)	610 mm
Net Weight(kg)	107
Packing Weight(kg)	116
Gross Dimension (WxHxD) (mm)	974 x 1909 x 776 mm
Counter Depth	Yes
Cooling Feature	
Temperature Control	Yes
Vacation	Yes
Cooling Type	Mono Cooling
Refrigerator Feature	
Number of Shelf (Total)	4EA
Number of Shelf (Foldable)	-
Shelf Material	Tempered Glass
Number of Vegetable & Fruit Drawers	2EA
Number of Door Pockets	5EA
Wine Rack	Yes
Power Cool Function	Yes
Interior LED Light	Yes
Freezer Feature	
Icemaker	Auto Icemaker
Interior LED Light	Yes
Power Freeze Function	Yes
Number of Drawer (Vegetable & Fruit)	2EA
General Feature	
Door Alarm	Yes
Refrigerant	R600a
Compressor	Digital Inverter Compressor
Door Shape	Flat
Handle Design	Recessed
Exterior Feature	
Dispenser with Water Filter	Yes (Non-plumbed Ice & Water)
Display & Control (Fridge and Freezer)	Ice Blue
Color	Matte Black Steel

## Customer Service

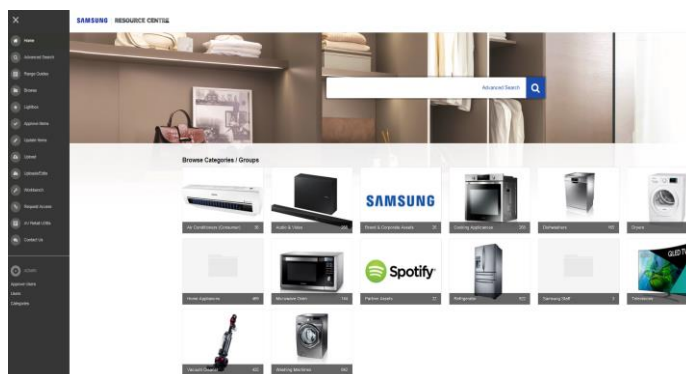


 1300 362 603

24 hours a day / 7 days a week

Online Chat, Email or Phone support;  
[samsung.com/au/support](https://samsung.com/au/support)

## Resource Centre



Product Imagery and Assets Available from  
 Samsung Resource Centre  
[samsung-resources.com.au/asset-bank/action/viewHome](https://samsung-resources.com.au/asset-bank/action/viewHome)

## Samsung Care



Samsung Care was built with your lifestyle in mind. As a valued customer you'll receive a range of benefits:

[samsung.com/au/samsung-care](https://samsung.com/au/samsung-care)

## Warranty\*



This fridge comes with the assurance of our 10 year Parts Warranty on the Digital Inverter\*.

\* See warranty card or [www.samsung.com/au/support/](https://www.samsung.com/au/support/) for details.