


SIM662WLDX

Dolce Stil Novo Aesthetic
EAN13: 8017709222079

Product Family: Hob
Aesthetics: Dolce Stil Novo
Type: Induction
Dimensions: 60 cm
Colour: Black
Built-in type: Traditional



TYPE



- Power supply: Electric
- Built-in type: Traditional

- Product Family: Hob
- Dimensions: 60 cm
- Type: Induction

AESTHETICS



- Colour: Black
- Material: Glass
- Control knob position: Front
- Glass edge: Straight edge

- Aesthetics: Dolce Stil Novo
- Design: Ontop of kitchen worktop
- Components finishing: Stainless Steel
- Glass type: Ceramic
- Type of control setting: Touch controls
- Serigraphy colour: Grey

PROGRAMS / FUNCTIONS



- No. of Flexible zones: 2
- Power levels: 9

- Total no. of cook zones: 4
- No. of induction cook zones: 4
- Main on/off switch: Yes

OPTIONS



- Pause option: Yes
- Minute minder: 1
- Residual time indicator: Yes
- Control Lock / Child Safety: Yes
- Simmering Function: Yes
- Rapid level selection: Yes

- Multizone Option: Yes
- Flexible Zone Type: MultiZone
- End cooking timer: 4
- End of cooking alarm: Yes
- Showroom Demo Option: Yes
- Keep warm automatic function: Yes
- Melting/Low temperature cooking function: Yes

COOKING ZONES

- 1st zone position: Front-left
- 3rd zone position: Rear-right
- 1st zone type: Induction - Multizone
- 3rd zone type: Induction - Multizone
- 1st zone dimensions: 18.0x23.0 cm
- 3rd zone dimensions: 18.0x23.0 cm
- Left Multizone dimension: 385x230 mm
- 1st zone power: 2100 W
- 3rd zone power: 2100 W
- 1st zone booster power: 3600 W
- 3rd zone booster power: 3600 W
- Booster power left Multizone: 3600 W

- 2nd zone position: Rear-left
- 4th zone position: Front-right
- 2nd zone type: Induction - Multizone
- 4th zone type: Induction - Multizone
- 2nd zone dimensions: 18.0x23.0 cm
- 4th zone dimensions: 18.0x23.0 cm
- Right Multizone dimension: 385x230 mm
- 2nd zone power: 2100 W
- 4th zone power: 2100 W
- 2nd zone booster power: 3600 W
- 4th zone booster power: 3600 W
- Booster power right Multizone: 3600 W

TECHNICAL FEATURES



- Automatic pan detection: Yes
- Automatic switch off when overflow: Yes
- Protection against accidental start up: Yes

- Automatic setting according to pan dimension: Yes
- Automatic switch off when overheat: Yes
- Residual heat indicator: Yes

PERFORMANCE / ENERGY LABEL

- Hob energy consumption: 195 Wh/Kg
- 2nd zone energy consumption: 195 Wh/Kg
- Energy consumption zone 4: 195 Wh/Kg
- 1st zone energy consumption: 195 Wh/Kg
- Energy consumption zone 3: 195 Wh/Kg

ELECTRICAL CONNECTION

- Electrical connection rating (W): 7400 W
- Voltage (V): 220-240 V
- Type of electric cable: Single and Double phase
- Current: 33 Amp
- Frequency (Hz): 50/60 Hz

LOGISTIC INFORMATION


















- Dimensions of the product (mm): 53x600x510

OPTIONAL

- Stainless steel grill plate to cook Teppanyaki dishes : **TPK**

For availability in specific countries please contact your [local agent](#) .



	Power booster: option allows the zone to work at full power when very intense cooking is necessary.
	Standard installation: Traditional installation in tabletop, suitable for any kitchen sets
	Child lock: some models are fitted with a device to lock the programme/cycle so it cannot be accidentally changed.
	The slider control panel allows you to adjust the power simply by passing your finger across the touch device.
	Overheat protection: The safety system that automatically turns off the hob in case of overheating of the control unit.
	Keep warm function: Keep warm function keeps the cooked food heated. In this mode the heating zone operates at a minimum capacity for 120 minutes and then turns off automatically.
	Induction: The work of these hobs is based on the principle of electromagnetic induction. The heat is generated directly in the bottom of the pan during its contact with the hob.
	Melting function, suitable for slowly melting delicate foods such as chocolate or butter.
	Multizone: allows several pans to be used at once, large or small, offering freedom of placement and greater flexibility
	Overfill protection: The special overfill protection shuts down the stove in the presence of overflow of liquids.
	PAUSE_72dpi
	Quick selection, with one touch cooking begins at the highest level, then automatically reduces after time. Ideal for dishes that require quick boiling and then continued cooking without constant control (eg beef broth).
	Indication of residual heat: After the glass ceramic hob is switched off the residual heat indicator shows which of the heating zones still remains hot. When the temperature drops below 60 ° C, the indicator goes out.
	Simmering function: ideal for long-cooking recipes, preventing food from boiling over or sticking to the pan.
	Time elapsed: shows how long the cooking zone has been in use.
	Timer: All ceramic hobs have a timer which automatically ends cooking after a preset time.
	Touch controls: Easy to use touch controls allow the appliance to be programmed at the touch of a button.

