

ICBCL4250SID/S



## FEATURES

ClearSight™ LED lighting system fully illuminates the interior and reduces shadows

Split Climate™ intelligent cooling system revolutionizes Sub-Zero's already-superior preservation capabilities, keeping food even fresher for longer

Night Mode optimizes the interior lighting based on the detected ambient light, reducing the brightness by 90% in dim environments

Touch control panel is conveniently located for easy access at the tap of a finger

Sleek stainless accents trim the interior, matching the sophistication of the exterior

Stainless-steel exterior and tubular or pro handles to match other Sub-Zero and Wolf products

Delivers fresh-tasting, filtered water through an internal dispenser located discreetly within the refrigerator

Lift the base of the flip-up dairy compartments to store taller items on the shelf below

Activate Max Ice Mode to temporarily increase ice production

Sub-Zero offers an industry-leading full two-year warranty on appliances, along with a full five-year sealed system warranty

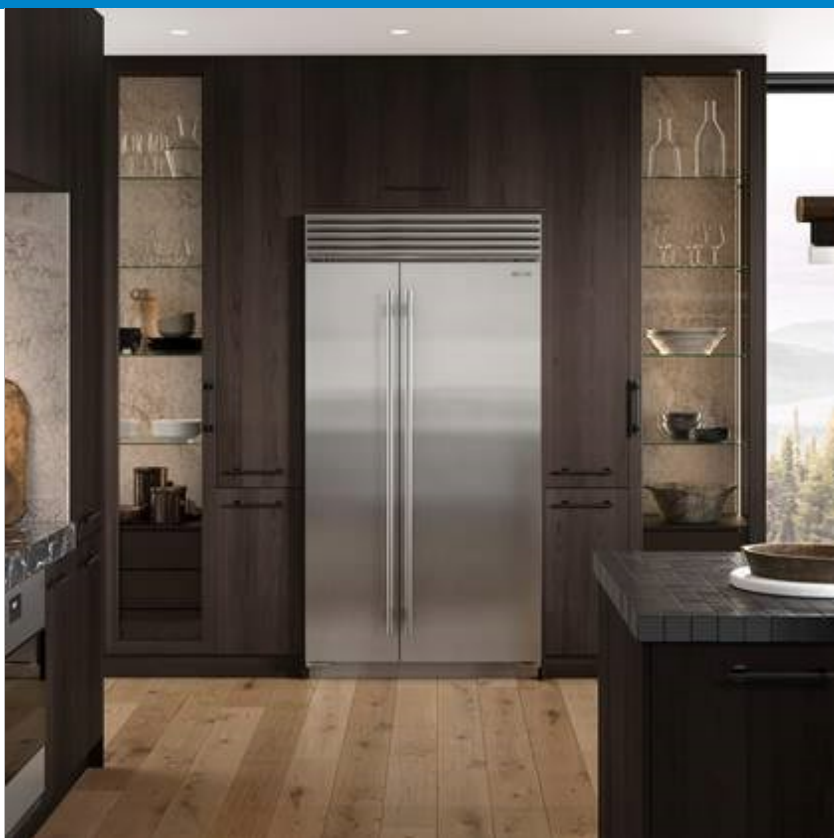
## ACCESSORIES

Air Purification Cartridge

Egg Container

90° door stop

Replacement water filter



## HANDLE OPTIONS

PRO



TUBULAR



## PRODUCT DETAILS

### REFRIGERATOR

- 5 glass refrigerator shelves (4 adjustable; 1 stationary)
- 4 crisper drawers with removable dividers
- 5 refrigerator door bins (3 adjustable; 2 stationary)
- Air purification system
- Internal ice and water dispenser
- LED refrigerator and freezer lights

### FREEZER

- 5 adjustable door bins
- 3 storage drawers
- Fold-up shelf
- Water filtration system

**GUIDE  
ONLY.**

**THESE SPECIFICATIONS ARE A GUIDE ONLY.** Not suitable for cabinetry, installation or services location.

SUB-ZERO AND WOLF OFFER A CUSTOMISED DESIGN CHECK SERVICE to ensure your new appliances are installed perfectly. Please contact our Customer Care team for further information regarding our Design Check Service, or for detailed product specification and installation advice.

Phone: 1300 808 859 Email: [enquiries@subzero.com](mailto:enquiries@subzero.com)

Sub-Zero and Wolf Design Guides are also available via our website: [www.subzero-wolf.com.au](http://www.subzero-wolf.com.au)

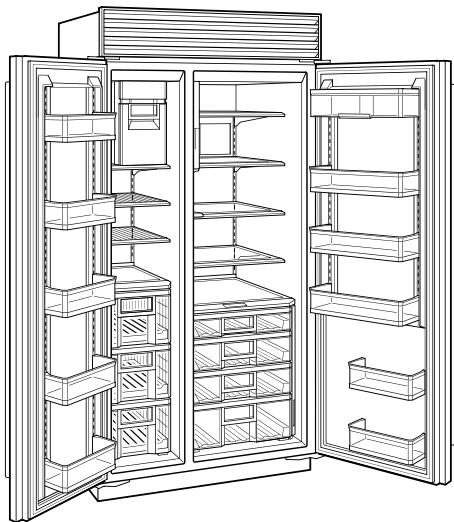
PRODUCT SPECIFICATIONS

Model	ICBCL4250SID/S
Dimensions	1067mmW x 2134mmH x 610mmD
Weight	283 kg
Refrigerator Gross Capacity	485 L
Freezer Gross Capacity	272 L
Electrical Supply	220-240 VAC; 50/60 Hz
Electrical Service	≤ 4 A
Receptacle	3-prong grounding-type

**PANEL SPECIFICATIONS** For complete panels specifications including width/height, weight requirements, thickness requirements and offset details refer to Design Guide.

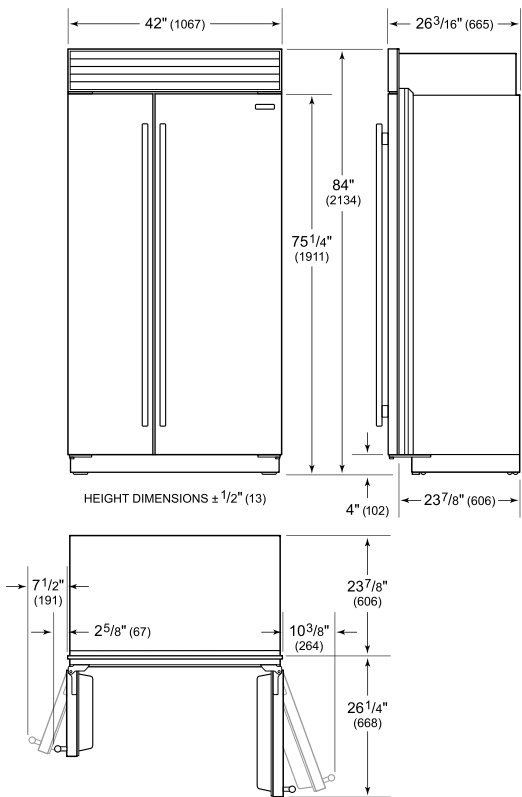
**NOTE:** Dimensions in parenthesis are in millimeters unless otherwise specified

INTERIOR VIEW



This illustration is intended for interior reference only and may not represent the exterior of the model being specified.

DIMENSIONS



GUIDE  
ONLY.

**THESE SPECIFICATIONS ARE A GUIDE ONLY.** Not suitable for cabinetry, installation or services location.  
SUB-ZERO AND WOLF OFFER A CUSTOMISED DESIGN CHECK SERVICE to ensure your new appliances are installed perfectly. Please contact our Customer Care team for further information regarding our Design Check Service, or for detailed product specification and installation advice.  
Phone: 1300 808 859 Email: [enquiries@subzero.com](mailto:enquiries@subzero.com)  
Sub-Zero and Wolf Design Guides are also available via our website: [www.subzero-wolf.com.au](http://www.subzero-wolf.com.au)