

**Series 8, Integrated Design Hood, 90 cm, clear glass black printed, Matt black  
DBB98ET60A**



- DWZ11B1J6 Long-life Clean Air recirculation kit
- DWZ11B6K2 Chimney extension 450-854 mm
- DWZ11B6N2 Chimney extension 187-360 mm

- **EcoSilence Drive™**: the quiet, energy-saving and powerful motor for rangehoods.
- **Maximum storage space**: the T-shaped design offers lots of space and up to 20kg load capacity.
- **Glass panel with DirectSelect**: easy touch control and kitchen cabinet protection.
- **PerfectAir sensor**: for quieter operation and optimal odour removal.
- **LED lighting**: energy-efficient, bright, even cooktop illumination.

Typology: ..... Built-in/Built-under  
 Length electrical supply cord: ..... 130 cm  
 Required niche size for installation (HxWxD): ... 340mm x 860.0mm x 300mm mm  
 Height of product, without chimney: ..... 60 mm  
 Minimum distance above an electric cooktop: ..... 600 mm  
 Minimum distance above a gas cooktop: ..... 650 mm  
 Net weight: ..... 10.7 kg  
 Type of control: ..... Electronic  
 Number of power settings: ..... 3-stages + 2 intensive settings  
 Max. air extraction: ..... 427 m<sup>3</sup>/h  
 Boost position output recirculating: ..... 656.0 m<sup>3</sup>/h  
 Max. air recirculation: ..... 414 m<sup>3</sup>/h  
 Boost position air extraction: ..... 851 m<sup>3</sup>/h  
 Number of lights: ..... 2  
 Noise level: ..... 57 dB(A) re 1pW  
 Diameter of air outlet: ..... 150 mm  
 Grease filter material: ..... Washable stainless steel  
 EAN code: ..... 4242005530342  
 Connection rating: ..... 200 W  
 Voltage: ..... 220-240 V  
 Frequency: ..... 50; 60 Hz  
 Plug type: ..... AU plug  
 Installation type: ..... Built-in



## Series 8, Integrated Design Hood, 90 cm, clear glass black printed, Matt black DBB98ET60A

### Design:

- Installation in a upper kitchen cabinet
- Flush-fitted installation for a seamless integration in upper kitchen cabinets
- Glass panel: clear glass black printed
- Clever Storage Solution: rangehood can hold up to 10 kg on each side
- Suitable for ducted or recirculated extraction

### Features:

- EcoSilence Drive: Efficient BLDC technology
- 2 x LED 3W with adjustable colour temperature lights
- SoftLight: the lighting elements switch on and off smoothly.
- Dimming function: the brightness of the lighting elements can be adjusted.
- Colour Temperature: 3500 K
- Light Intensity: 437 lux
- 2 metal grease filter(s)

### Comfort Features:

- PerfectAir sensor: Automatic Sensor-based performance control for best results
- Glass panel with touch control for an easy operation and enhanced steam and vapour capture.
- Kitchen cabinet protection: additional side and rear protection against steam and vapour
- The fan and light are automatically turned on and off by opening and closing the glass panel.
- Touch Light: independently turn the light on or off when the glass panel is closed, by tapping on control area
- DirectSelect control backlit
- 3 power levels + 2 intensive levels
- Saturation display for filters
- Automatic reset from intensive to normal setting after 6 min
- Automatic after running (10 minutes)

### Digital Features:

- Home Connect: operate, monitor and set preferences of your rangehood via smartphone or tablet.
- Cooktop-based rangehood control: automatically activates the rangehood when cooking, thanks to the WiFi connection of the rangehood and a suitable cooktop.
- PerfectAir Plus: fully automatic rangehood performance combining cooktop-provided cooking data and sensor-detected cooking data (works with all current Series 6 induction cooktops; for other Home Connect cooktops, the rangehood can be controlled directly from the cooktop, provided a connected Home Connect account is available)
- Voice Control enabled via popular voice assistants
- Customisable Performance Profiles: choose between standard, performance or silence profiles to increase the extraction rate or reduce the fan noise via Home Connect App
- Favourite Button: directly access favourite functions with a configurable button (available with connected Home Connect account).

- Smart home trigger, via Favourite button (available with connected Home Connect account): open up the smart universe from your rangehood (partner service required).
- LED light with adjustable light temperature: Allows you to adapt the light temperature to your personal needs via Home Connect App
- Saturation indicator, set and reset function for grease filter and odour filter available via Home Connect app.
- After run function: available via Home Connect App
- Interval function: available via Home Connect App
- The Home Connect functionality can be extended by integrating numerous applications from external cooperation partners (partnerships)
- Updateable appliance (available with connected Home Connect account): keep appliance always up to date with latest status of software.

### Cleaning Comfort:

- Easy to clean smooth surfaces and materials
- Metal grease filter dishwasher-safe
- Coated surfaces to reduce fingerprints

### Exhaust/Ducted Mode:

- According to EN 61591 and EN/ IEC 60704-2-13 your appliance can achieve the following values in exhaust mode: Speed 1: extraction rate 241 m<sup>3</sup>/h ; noise level 42 dB (A) re1pW Speed 2: extraction rate 335 m<sup>3</sup>/h ; noise level 50 dB (A) re1pW Speed 3: extraction rate 427 m<sup>3</sup>/h ; noise level 57 dB (A) re1pW Intensive 1: extraction rate 693 m<sup>3</sup>/h ; noise level 69 dB (A) re1pW Intensive 2: extraction rate 851 m<sup>3</sup>/h; noise level 73 dB (A) re1pW

### Recirculation Mode:

- For recirculation operation Long-life Clean Air recirculation kit (accessory) needed
- The Long-life Clean Air odour filter absorbs intense odours, such as fish, as well as pollen. The lifetime can be extended up to 4 times by refreshing the filter in the oven
- According to EN 61591 and EN/ IEC 60704-2-13 your appliance can achieve the following values in recirculation mode with Long-life Clean Air recirculation kit (available as optional accessory):
- Speed 1: extraction rate 231 m<sup>3</sup>/h; noise level 53 dB(A) re1pW
- Speed 2: extraction rate 328 m<sup>3</sup>/h; noise level 61 dB(A) re1pW
- Speed 3: extraction rate 414 m<sup>3</sup>/h; noise level 66 dB(A) re1pW
- Intensive Speed 1: extraction rate 584 m<sup>3</sup>/h; noise level 73 dB(A) re1pW
- Intensive Speed 2: extraction rate 656 m<sup>3</sup>/h; noise level 76 dB (A) re1pW

### Technical Information:

- Consumption data:
- Power rating: 200 W
- Voltage: 220 - 240 V
- Sustainability:
- Made in Germany: produced at a CO<sub>2</sub> neutral production site
- Expanded plastic free packaging
- Available Long-life Clean Air odour filter with extended lifetime up to 4 times
- PerfectAir sensor: Sensor-based performance control for best results with minimum energy consumption.

### Planning and Installation Information:

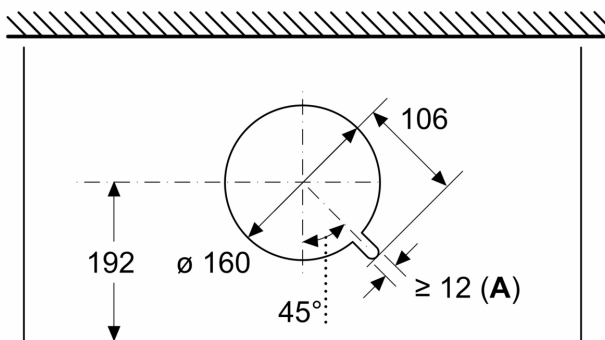
- Install into a 90cm wide upper kitchen cabinet
- Integrated Design Rangehood comfort installation: easy one -person installation system

- Appliance dimensions (HxWxD): 340 x 898 x 298 mm
- Built-in dimensions (HxWxD): min. 340 mm x 860 mm x min. 300 mm
- Enclosed spacers for installation in upper kitchen cabinets with maximum depth of up to 360 mm
- For installation in higher kitchen cabinets chimney extensions are available as optional accessories
- Diameter pipe Ø 150 mm
- Electrical cable length 1.3 m

test

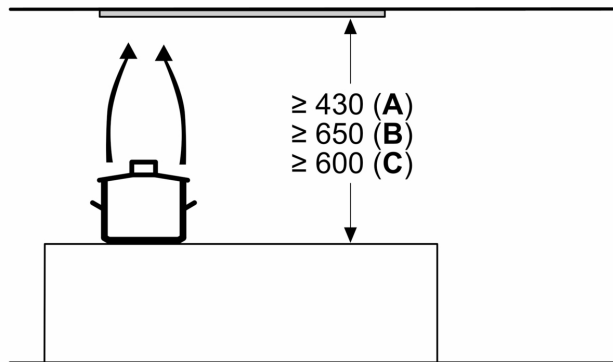
**Series 8, Integrated Design Hood, 90 cm, clear glass black printed, Matt black  
DBB98ET60A**

Measurements in mm  
**View from above**



**A: Cable bushing**

Measurements in mm

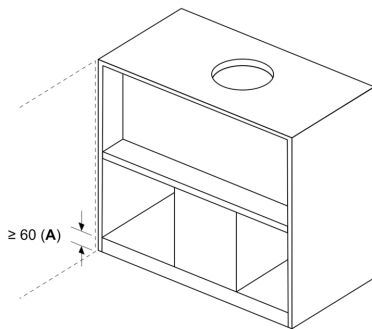


**A: Electric**

**B: Gas - from upper edge of pan support**

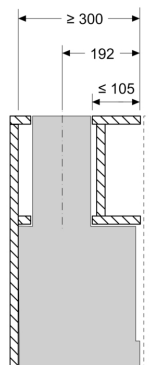
**C: Electric - for Australia and New Zealand**

Measurements in mm  
**Installation example with spice rack**

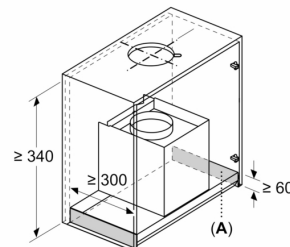


**A: Area without hinges**

Installation example in cupboards with crossbar, if installation with chimney extension (other accessories) not possible



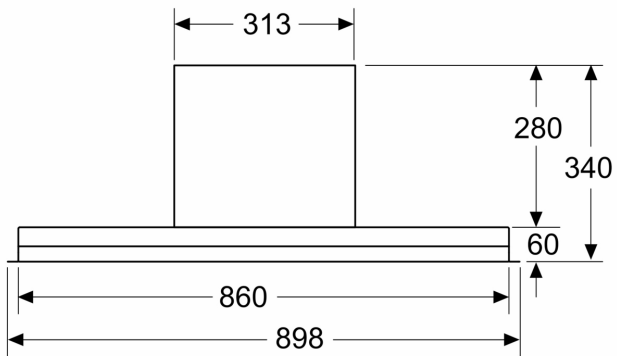
Measurements in mm  
**Installation requirements for replacement business**



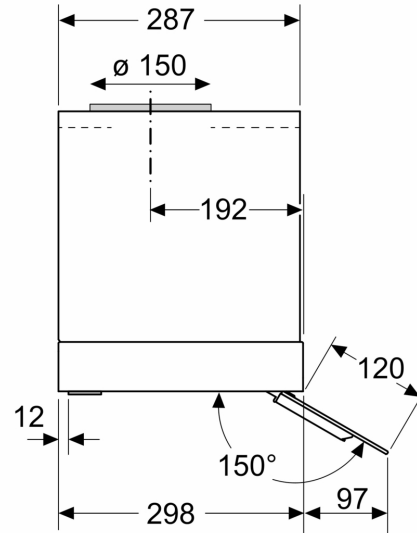
**A: Area without hinges**

Installation requirements for replacing existing built-in hood solutions with integrated design hood without replacing the cupboard

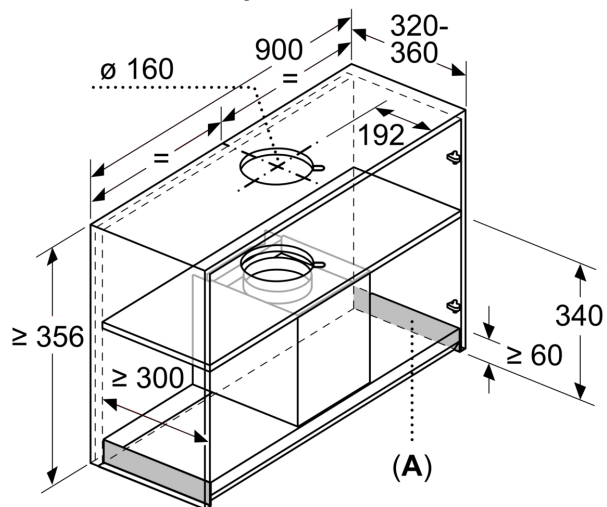
Measurements in mm  
**Front view**



Measurements in mm  
**Side view**

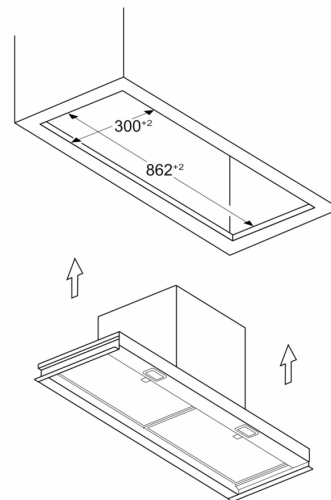


Measurements in mm  
**Installation example**



**A:** Area without hinges

Measurements in mm  
**Installation example in furniture cut-out**



Measurements in mm

