

Version	Plus - Wall - 90 cm - Black - 800 m ³ /h
Design	Falmec Lab
Collection	Design

TECHNICAL FEATURES

Materials/Finishes	Painted black steel
Features	Perimeter suction
Control	Electronic control Remote control (optional) Dialogue system
Function	Extracting/Filtering
Lighting	Dimmable lighting Dynamic Light (2700K - 5600K) Strip LED - 2700 K / 5600 K
Filters	Metallic grease filter, removable and washable Carbon.Zeo Microtech regenerable filter (optional)
Dimensions	90 cm
Minimum Electric hob distance	52 cm
Minimum Gas hob distance	60 cm
Notes	Availability Carbon.Zeo filter KACL.1039 for hoods produced from Sept. 2024



Photograph is for information purposes only. May not correspond to the selected version

CONNECTION AND CONSUMPTION FUNCTIONS

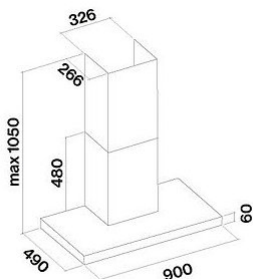
Maximum consumption	280 W
Voltage/Frequency	220-240V 50-60Hz

MOTOR

Motor	800 m ³ /h
Maximum capacity	641 m ³ /h I.E.C.61591
Maximum sound level	66 dB (A)re1pW I.E.C. 60704-2-13

WEIGHTS AND VOLUMES

Gross weight	28.4 kg
Net weight	23 kg
Volume	0.28 m ³
Packaging dimensions	L 995 x H 482 x P 595 mm



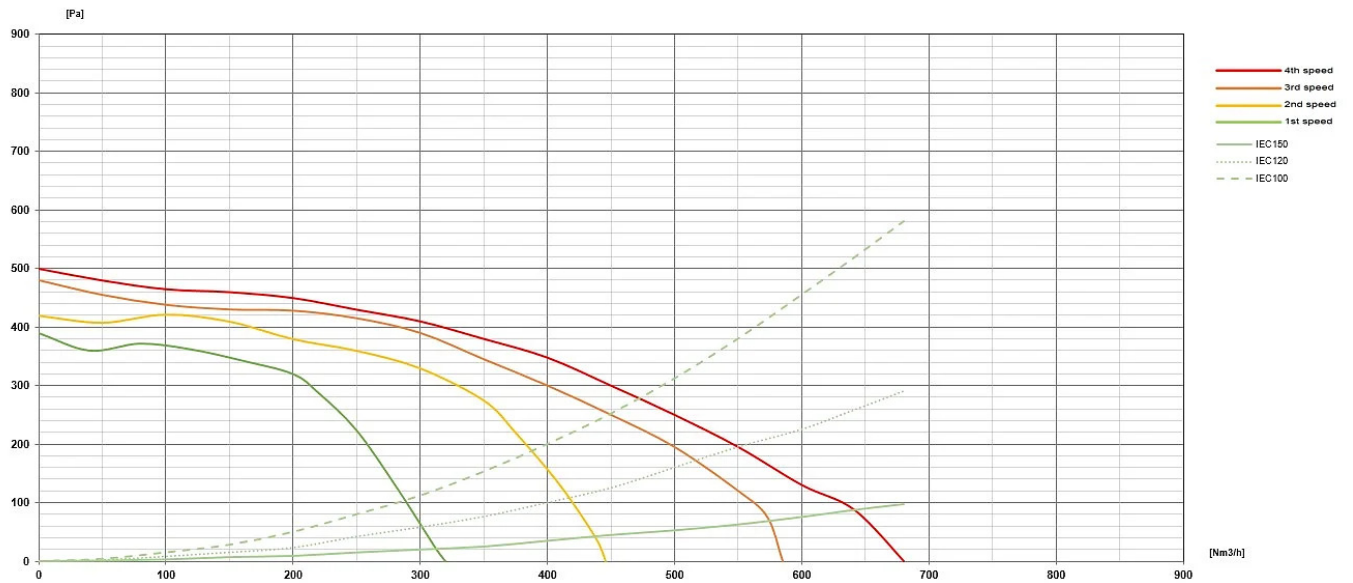
Optional accessories

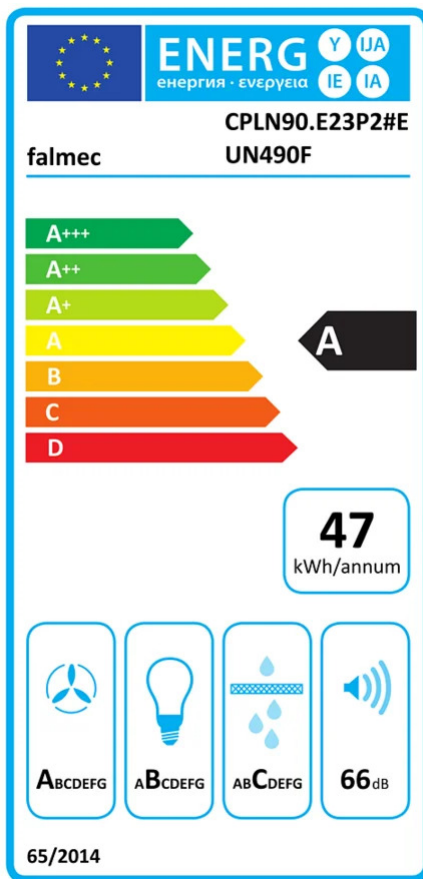
Code	Description
KACL.1039	Carbon.Zeo Microtech regenerable filter
KACL.1032#NF	Extension chimney H700 Wall - Black
KACL.1033#NF	Extension chimney H960 Wall - Black
KACL.865	Air flow conveyor for re-circulation version (Wall)
105080053	Remote control

ENGINE SPECIFICATIONS

Motor speed	1	2	3	4
Noise dB(A) re1pW I.E.C. 60704-2-13	51	61	66	69
Capacity	313	468	573	641
Maximum pressure (Pa)	390	420	480	500
Motor power (W)	145	175	215	245
Air outlet	150	150	150	150

FLOW RATE / PRESSURE





PF		
S	Falmec Lab	
M	Plus - Wall - 90 cm - Black - 800 m3/h	
AEC	46.90	kWh/a
EEC	A	
FDE	29.20	
FDEC	A	
LE	22.00	
LEC	B	
GFE	80	
GFEC	C	
Qmin	313	m ³ /h
Qmax	573	m ³ /h
Qboost	641	m ³ /h
SPEmin	51	dBa
SPEmax	66	dBa
SPEboost	69	dBa
PO		
PS	0.48	W
PI		
F	0.90	
EEI	52.10	
Qbep	366	m ³ /h
Pbep	373	Pa
Qboost	641	m ³ /h
Wbep	130	W
WL	5.80	W
Emiddle	128	lux
Lwa-SPEmax	66	dBa