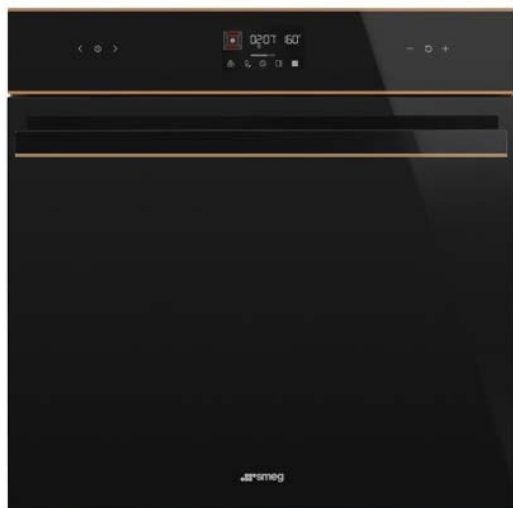


# SOPA6602TNR

## 60CM DOLCE STIL NOVO PYROLYTIC OVEN

MADE IN ITALY  
Since 1948



Dimensions	597mmW x 548mmD x 592mmH (excludes door and handle)
Finish	Black eclipse glass with copper trim
Total functions	16
Warranty	Five years parts and labour

### SOFT OPEN & CLOSE DOOR

The new soft open and close mechanism on Smeg's oven doors ensures a two-stage soft open and quiet close. Smeg's quality hinges also ensure the door will not drop on opening, an intrinsic safety feature.

### EVER CLEAN ENAMEL

The superior quality of Smeg's signature Ever Clean enamel, which is highly durable and easy to clean, is the result of nearly 70 years of enameling expertise; ensuring long-life performance of every Smeg oven.



# SOPA6602TNR


## 60CM DOLCE STIL NOVO PYROLYTIC OVEN

MADE IN ITALY  
Since 1948

### OVEN FEATURES

Dimensions	597mmW x 548mmD x 592mmH (excludes door and handle)
Finish	Black eclipse glass with copper trim
Total functions	16
Display	EvoScreen
Cavity	Ever Clean Enamel
Gross Capacity	78L
Net Capacity	68L
Cooking levels	5
Thermostat	30-280°C
Installation	Built-in
Programmability	Fully programmable
Cleaning	Pyrolytic
Lighting	2 x 40W halogen
Safety	Cool Door technology, thermal protection system, child safety lock, controls lock
Power	220-240V, 50/60Hz 3000W 13A Connection
Warranty	Five years parts and labour

### OVEN FUNCTIONS

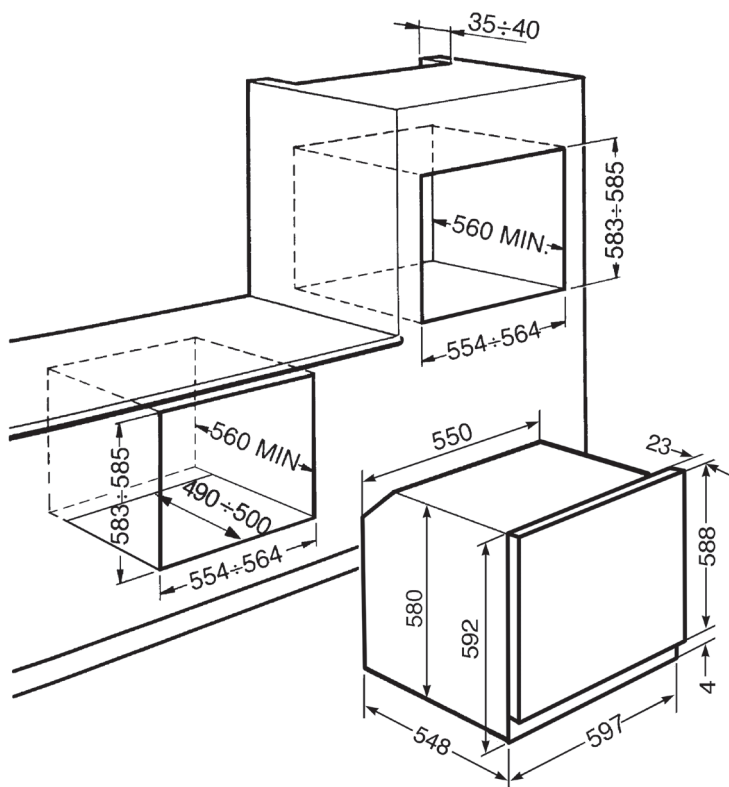


### SUPPLIED ACCESSORIES

- 1 x Chrome grill insert
- 1 x Chrome shelves
- 1 x 20mm enamelled baking tray
- 1 x 50mm enamelled baking tray
- 1 x Partial telescopic guides

### OPTIONAL ACCESSORIES

- ET20 - Enamelled tray - 20mm deep
- ET50 - Enamelled tray - 50mm deep
- GTP2 - Partial telescopic guides
- GTT2 - Total telescopic guides
- BBQ - BBQ Tray
- AIRFRY - Airfry rack
- STONE - Square refractory stone
- PALPZ - Pizza shovel with foldable handle



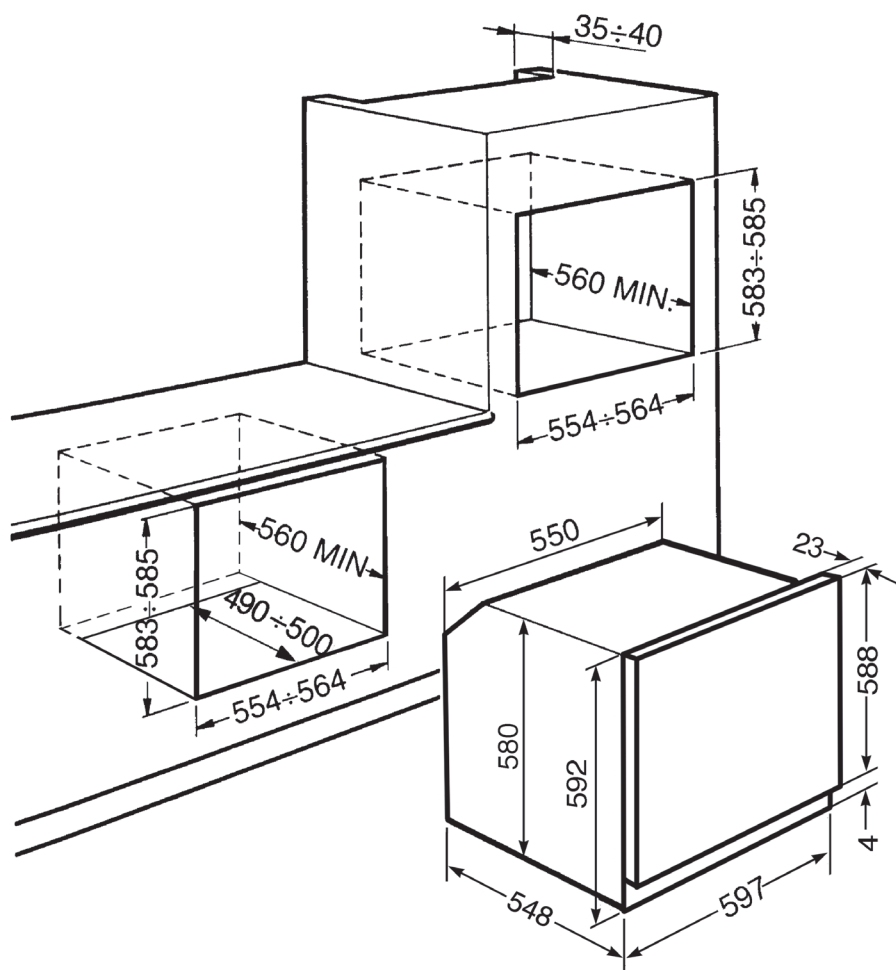
# SOPA6602TNR

## 60CM DOLCE STIL NOVO PYROLYTIC OVEN

MADE IN ITALY  
Since 1948



Dimensions	597mmW x 548mmD x 592mmH (excludes door and handle)
Power	220–240V, 50/60Hz 3000W 13A Connection



PLEASE NOTE: Drawings are not to scale. They are to assist only.

CABINETRY: Cut-outs are indicated for proud mounting. For flush mounting please refer to a specialist installer.

VENTILATION: Ovens and compact ovens require a 35-40mm ventilation gap at the rear of the cabinet.

WARNING: Technical specifications and product sizes can be varied by the manufacturer, without notice. Cutouts for appliances should only be by physical product measurements. The above information is indicative only.